

Agenda

June 26, 2023, 10am

- 1. Call to Order**
 - A. Introduction of visitors and guests Agenda Approval
- 2. Disposition of Minutes of regular meeting**
- 3. IT, Jodi Nestich**
 - A. MCF and County websites linked
 - B. Office 360 Licensing Renewal
 - C. Updates and progress
 - D. May DHHS Meeting and CCMCF IT approval
- 4. DoJo Advertising Update, Doug Elder**
- 5. Nursing Update, Deb Green, DON.**
- 6. COVID and Para Influenza, April Reybuck, Infection Preventionist**
- 7. Allison Mast, MSW, Lauren Salata, administrator intentions and Eden Alternative**
- 8. Financial**
 - A. Check Register, Phil Alt
 - B. Census Report, Phil Alt
 - C. Private Pay Rate, Phil Alt
 - D. Corporate Compliance, Rayann Franco
 - E. HPS Grant, Online Menu, Michigan Works Grant, SECA Grant, Life Enrichment, Rayann Franco
 - F. Rayann Franco and Phil Alt, changes in the business department
- 9. Operations**
 - A. Survey Update, State Fire Marshall cleared, Infection Control Survey
 - B. Joint Provider update and MCMCFC/MAC Conference, MCMCF Spring Conf, Life and Safety Conf in July, MCMCFC/MAC Fall Conf in October, DON Conf in October, Fall Financial in November
 - C. Administrator search, Indeed, Headhunter, Creative Financial Staffing 30%, Don Haney
 - D. Lois Haines, Calvin Community Chapel, 52 new blue chairs
 - E. MERS, LPN to buy time, update signature log
 - F. Management Retreat
 - G. Addictions Housing and assist
 - H. 12 Cass County Government Holidays, & CCMCF Holidays
 - I. National Nursing Home Week, community member donating meals for staff, Cass Dogs, and t-shirts
 - J. Employee Roster
 - K. CCMCF Newsletter
 - L. CMS Stars Report, quarterly CCMCF remains 5 star
- 10. Adjournment**

**MINUTES FOR:
CASS COUNTY MEDICAL CARE FACILITY BOARD MEETING**

April 17, 2023 9:00 a.m.

In attendance: Vicki Vaughn (Board Chairperson), Diane Seifert (Member), Jeff Carmen (Member), Christian Lutes, (C.E.O.), Phil Alt (Contracted Accountant), Rayann Franco (Recording Minutes).

Guests: Doug Elder, Wendy Kendrix

The meeting was called to order by Vicki Vaughn at 10:21 a.m.

Diane Seifert made the motion to accept the agenda as presented. Jeff Carmen supported the motion. Motion passed unanimously.

Diane Seifert made the motion to accept the monthly board meeting minutes as presented. Jeff Carmen supported the motion. Motion passed unanimously.

Wendy Kendrix was introduced as the new unit manager.

Doug Elder from DOJO stated that the brochures were completed for the facility and outpatient therapy services. Photos have been integrated into the site. Doug reported that the ad campaign is running on three different platforms. Campaigns are on Google, Instagram, Facebook and there is display advertising on local stations within the thirty mile radius.

Phil Alt reviewed the check register with the board members. Diane Seifert made the motion to accept the checks issued in the amount of \$587,399.85. Jeff Carmen supported the motion. Motion passed unanimously. Diane Seifert made the motion to accept the direct payments of \$237,713.53. Jeff Carmen supported the motion. Motion passed unanimously.

Phil Alt reported that the census average was at 65 per day for last month but that the numbers are trending up for this month.

Rayann Franco reported that there were no corporate compliance investigations.

Christian Lutes reported that the facility received nine F-tags and ten K-tags during the annual survey. Christian Lutes stated that the plan of correction had been submitted. He reported that the state has not communicated if it has been accepted.

Christian Lutes reported that the search for a new administrator continues. A candidate was interviewed. Christian Lutes stated that the consultants had concerns. Diane Seifert asked that Don Haney attend the next board meeting to discuss the possibility of him helping in the search for an administrator.

The final estimate for new controls for the HVAC system provided by RW LaPine was reviewed. The total for the new estimate is \$21,535.00 which is under the amount approved by the board. The work will proceed as planned.

Christian Lutes reported that the licensing renewal was completed with Aunalytics. He stated that Jody had purchased more equipment for the transition over to the county.

Diane Seifert made the motion to adjourn the meeting. Jeff Carmen supported the motion. The meeting adjourned at 11:32 a.m.

Respectfully submitted by:

Rayann Franco

_____ (Board Chairperson)

_____ (C.E.O.)

Cass County Medical Care Facility
May 22, 2023
DHHS Conference Room

The meeting was called to order at 10:00 by Board Chair, Vicki Vaughn.

Attending was Vicki Vaughn, Chair; Diane Seifert, Member; Jeff Carmen, Member; Stephanie Gregory, DHHS Executive Secretary.

The board met for a short time to address the IT issues, currently with the CCMCF.

Motion: Jeff Carmen/Diane Seifert to authorize the Cass County Medical Care Facility to use any resources needed to update the current IT; keeping the CCMCF protected. It is also expected that the MCF Administrator and the county IT person will review before any decisions are made, and that there will be a report back to the MCF board at the next board meeting. Motion carried.

Adjourned at 10:09, by Jeff Carmen/Diane Seifert

Submitted by Stephanie Gregory

Date: Jun 22, 2023
 Time: 17:34:27 ET
 User: Catchet Young

Cass County Medical Care Facility
 Payment Posting Journal - Check Payment
 Batch #1733 - Checks 6/22/23

Batch Status: Posted Operating Account (OP) Posted By: cyoung Date: Jun 22, 2023 Time: 17:33:51

#	Type	Vendor (Code)	Check Date	Check Amount	Print Check	Number	Status
1	Payment	SHI INTERNATIONAL CORP (1131)	6/22/2023	\$52,761.46	Y	62862	Printed
	Inv/GM Number						
	B16145386			\$3,068.58			
	B16291979			\$3,410.94			
	B168848641			\$46,281.94			
	O/S Inv Amount						
				\$3,068.58			
				\$3,410.94			
				\$46,281.94			

G/L Account Summary

G/L Account Number	G/L Account Description	Debits	Credits
10020-000	Cash-Operating Funds	\$0.00	\$52,761.46
20010-000	Accounts Payable	\$52,761.46	\$0.00
	TOTAL	\$52,761.46	\$52,761.46

Batch Summary

Entered Total \$ 52,761.46
 Number of Entries 1

FAST COPY/FAKLE COPY/SECURITY FEATURES LISTED ON BACK INDICATE NO TAMPERING OR COPYING

CASS COUNTY MEDICAL CARE FACILITY
 23770 HOSPITAL STREET
 CASSOPOLIS, MI 49031-9644
 (269) 445-3801

THE HUNTINGTON NATIONAL BANK
 74-347724

62862

06/22/2023

PAY TO THE ORDER OF **SHI INTERNATIONAL CORP**

\$ 52,761.46

Fifty Two Thousand Seven Hundred Sixty One Dollars and 46 Cents

DOLLARS

PROTECTED AGAINST FRAUD

SHI INTERNATIONAL CORP
 P.O. BOX 952121
 DALLAS, TX 75395

MEMO

⑈06 286 2⑈ ⑆07 2403473⑆ 0136849273⑆⑈

CASS COUNTY MEDICAL CARE FACILITY

1131

06/22/2023

62862

Invoice Number	Invoice Date	Description	Gross Amount	Discount Taken	Net Amount Paid
B16145386	11/22/2022	LAPTOP SOFTWARE	\$3,068.58	\$0.00	\$3,068.58
B16291979	12/28/2022	LAPTOP HARDWEAR	\$3,410.94	\$0.00	\$3,410.94
B16848641	05/11/2023	LAPTOPS	\$46,281.94	\$0.00	\$46,281.94
			\$52,761.46	\$0.00	\$52,761.46

CASS COUNTY MEDICAL CARE FACILITY

1131

06/22/2023

62862

SHI INTERNATIONAL CORP

Invoice Number	Invoice Date	Description	Gross Amount	Discount Taken	Net Amount Paid
B16145386	11/22/2022	LAPTOP SOFTWARE	\$3,068.58	\$0.00	\$3,068.58
B16291979	12/28/2022	LAPTOP HARDWEAR	\$3,410.94	\$0.00	\$3,410.94
B16848641	05/11/2023	LAPTOPS	\$46,281.94	\$0.00	\$46,281.94
			\$52,761.46	\$0.00	\$52,761.46

PAYMENT RECORD



Federal tax ID: 22-3009648
 290 Davidson Ave.
 Somerset, NJ 08873
 Phone: 888-235-3871
 Fax: 732-805-9669

Please remit payment to:
 SHI International Corp
 P.O. Box 952121
 Dallas, TX 75395-2121
 Wire information: Wells Fargo Bank
 Wire Rt# 121000248
 ACH Rt# 021200025
 Account#2000037641964
 SWIFT Code: WFBIUS6S
 For W-9 Form, www.shi.com/W9

Invoice No. B16848641
 Invoice date 5/11/2023
 Customer number 1102109

Finance charge of 1.5% per month will be charged on past due accounts - 18%/yr.
 All returns require an RMA# supplied by your SHI Sales team.

Bill To
 Cass County Medical Care
 Facility 23770 Hospital St
 Cassopolis, MI 49031
 USA

Ship To
 Cass County
 120 n broadway
 Suite 17
 Cassopolis, MI 49031
 USA
 Attn James DeJong

Ship Date	Salesperson	Purchase Order	Ship Via	FOB	Terms
5/11/2023	PSI - MI Local Gov Northern	IT1305	FEDEX GROUND	FOB DEST	NET 30

Item No. Mfg Part No.	Description	Qty Ordered	Qty Shipped	Unit Price	Extended Price
45468044 RBH-00026 Hardware Microsoft Hardware	SURFACE LAPTOP 5 13IN I7/16/512WIN11 BLACK Hardware Hardware Contract number: Open Market	24	24	1,500.00	36,000.00
Serial #: 0F00PJJQ22523FB					
Serial #: 0F011EF22523FB					
Serial #: 0F011EG22523FB					
Serial #: 0F011EL22523FB					
Serial #: 0F011K722523FB					
Serial #: 0F010LU22523FB					
Serial #: 0F010NU22523FB					
Serial #: 0F010PA22523FB					
Serial #: 0F011B022523FB					
Serial #: 0F011QQ22523FB					
Serial #: 0F011RU22523FB					
Serial #: 0F00QBD22523FB					
Serial #: 0F00X7022523FB					
Serial #: 0F00X9T22523FB					
Serial #: 0F00XBZ22523FB					
Serial #: 0F0117C22523FB					
Serial #: 0F0119X22523FB					
Serial #: 0F00PQV22523FB					
Serial #: 0F010NP22523FB					
Serial #: 0F010PB22523FB					
Serial #: 0F0114V22523FB					
Serial #: 0F011JM22523FB					
Serial #: 0F011KE22523FB					
Serial #: 0F011ME22523FB					

95203-000

RECEIVED

MAY 28 2023

BY: _____

31215572 PF3-00005 Hardware Microsoft	Microsoft Surface Dock - Docking station - 2 x Mini DP - Gig Hardware Hardware Contract number: Open Market	10	10	177.00	1,770.00
Serial #: 0023522235574					
Serial #: 0023531235574					
Serial #: 0092683235574					
Serial #: 0092721235574					
Serial #: 0092935235574					
Serial #: 0092996235574					
Serial #: 0093002235574					



Federal tax ID: 22-3009648
 290 Davidson Ave.
 Somerset, NJ 08873
 Phone: 888-235-3871
 Fax: 732-805-9669

Please remit payment to:
 SHI International Corp
 P.O. Box 952121
 Dallas, TX 75395-2121
 Wire information: Wells Fargo Bank
 Wire Rt# 121000248
 ACH Rt# 021200025
 Account#2000037641964
 SWIFT Code: WFBUS6S
 For W-9 Form, www.shi.com/W9

Invoice No. B16848641

Invoice date 5/11/2023
 Customer number 1102109

Finance charge of 1.5% per month will be charged on past due accounts - 18%/yr.
 All returns require an RMA# supplied by your SHI Sales team.

Bill To

Cass County Medical Care
 Facility 23770 Hospital St
 Cassopolis, MI 49031 USA

Ship To

Cass County
 120 n broadway
 Suite 17
 Cassopolis, MI 49031
 USA
 Attn James DeJong

Serial #: 0093423235574

Serial #: 0093441235574

Serial #: 0095437235574

44808062	Lenovo ThinkCentre M75q Gen 2 - tiny - Ryzen	11	11	762.00	8,382.00
11JN006RUS	5 Pro 5650GE 3.				
Hardware	Hardware Hardware				
Lenovo	Contract number: Open Market				
Serial #: 1S11JN006RUSMJ0K26E6					
Serial #: 1S11JN006RUSMJ0K26EP					
Serial #: 1S11JN006RUSMJ0K26FN					
Serial #: 1S11JN006RUSMJ0K26G1					
Serial #: 1S11JN006RUSMJ0K26KC					
Serial #: 1S11JN006RUSMJ0K26EN					
Serial #: 1S11JN006RUSMJ0K26G5					
Serial #: 1S11JN006RUSMJ0K26K6					
Serial #: 1S11JN006RUSMJ0K26DK					
Serial #: 1S11JN006RUSMJ0K26FG					
Serial #: 1S11JN006RUSMJ0K26KA					

Quote: 23440030

Sales Balance	46,152.00
Freight	129.94
Recycling Fee	0.00
Sales Tax	0.00
Total	46,281.94
Currency	USD



Federal tax ID: 22-3009648
 290 Davidson Ave.
 Somerset, NJ 08873
 Phone: 888-235-3871
 Fax: 732-805-9669

Please remit payment to:
 SHI International Corp
 P.O. Box 952121
 Dallas, TX 75395-2121
 Wire information: Wells Fargo Bank
 Wire Rf# 121000248
 ACH Rf# 021200025
 Account# 2000037641964
 SWIFT Code: WFBUS6S
 For W-9 Form: www.shi.com/W9

INVOICE NO. B16848641

Invoice date 5/11/2023
 Customer number 1102109

Finance charge of 1.5% per month will be charged on past due accounts - 18%/yr.
 All returns require an RMA# supplied by your SHI Sales team.

Bill To
 Cass County Medical Care
 Facility 23770 Hospital St
 Cassopolis, MI 49031
 USA

Ship To
 Cass County
 120 n Broadway
 Suite 17
 Cassopolis, MI 49031
 USA
 Attn James DeJong

Ship Date	Salesperson	Purchase Order	Ship Via	FOB	Terms
5/11/2023	PSI - MI Local Gov Northern	11305	FEDEX GROUND	FOB DEST	NET 30

Item No. Mfg Part No.	Description	Qty Ordered	Qty Shipped	Unit Price	Extended Price
45468044 RBH-00026 Hardware Microsoft Hardware	SURFACE LAPTOP 5 13IN 1716/512WIN11 BLACK Hardware Hardware Contract number: Open Market	24	24	1,500.00	36,000.00
	Serial #: 0F00PJJQ22523FB				
	Serial #: 0F011EF22523FB				
	Serial #: 0F011EG22523FB				
	Serial #: 0F011EL22523FB				
	Serial #: 0F011K722523FB				
	Serial #: 0F010LU22523FB				
	Serial #: 0F010NU22523FB				
	Serial #: 0F010PA22523FB				
	Serial #: 0F011B022523FB				
	Serial #: 0F011QQ22523FB				
	Serial #: 0F011RU22523FB				
	Serial #: 0F00QBD22523FB				
	Serial #: 0F00X7022523FB				
	Serial #: 0F00X9T22523FB				
	Serial #: 0F00XBZ22523FB				
	Serial #: 0F0117C22523FB				
	Serial #: 0F0119X22523FB				
	Serial #: 0F00PQV22523FB				
	Serial #: 0F010NP22523FB				
	Serial #: 0F010PB22523FB				
	Serial #: 0F0114V22523FB				
	Serial #: 0F011JM22523FB				
	Serial #: 0F011KE22523FB				
	Serial #: 0F011ME22523FB				

31215572 PF3-00005 Hardware Microsoft	Microsoft Surface Dock - Docking station - 2 x Mini DP - Gig Hardware Hardware Contract number: Open Market	10	10	177.00	1,770.00
	Serial #: 0023522235574				
	Serial #: 0023531235574				
	Serial #: 0092683235574				
	Serial #: 0092721235574				
	Serial #: 0092935235574				
	Serial #: 0092996235574				
	Serial #: 0093002235574				



Federal tax ID: 22-3009648
 290 Davidson Ave.
 Somerset, NJ 08873
 Phone: 888-235-3871
 Fax: 732-805-9669

Please remit payment to:
 SHI International Corp
 P.O. Box 952121
 Dallas, TX 75395-2121
 Wire information: Wells Fargo Bank
 Wire Rf# 121000248
 ACH Rf# 021200025
 Account#2000037641964
 SWIFT Code: WFBUS6S
 For W-9 Form: www.shi.com/W9

INVOICE NO. 516848641

Invoice date 5/11/2023

Customer number 1102109

Finance charge of 1.5% per month will be charged on past due accounts - 18%/yr.
 All returns require an RMA# supplied by your SHI Sales team.

Bill To

Cass County Medical Care
 Facility 23770 Hospital St
 Cassopolis, MI 49031 USA

Ship To

Cass County
 120 n Broadway
 Suite 17
 Cassopolis, MI 49031
 USA
 Attn James DeJong

Serial #: 0093423235574

Serial #: 0093441235574

Serial #: 0095437235574

44808062	Lenovo ThinkCentre M75q Gen 2 - tiny - Ryzen	11	11	762.00	8,382.00
11JN006RUS	5 Pro 5650GE 3.				
Hardware	Hardware Hardware				
Lenovo	Contract number: Open Market				
Serial #:	1S11JN006RUSMJ0K26E6				
Serial #:	1S11JN006RUSMJ0K26EP				
Serial #:	1S11JN006RUSMJ0K26FN				
Serial #:	1S11JN006RUSMJ0K26G1				
Serial #:	1S11JN006RUSMJ0K26KC				
Serial #:	1S11JN006RUSMJ0K26EN				
Serial #:	1S11JN006RUSMJ0K26G5				
Serial #:	1S11JN006RUSMJ0K26K6				
Serial #:	1S11JN006RUSMJ0K26DK				
Serial #:	1S11JN006RUSMJ0K26FG				
Serial #:	1S11JN006RUSMJ0K26KA				

*OK 6/22/23
 K.*

Quote: 23440030

per board approval

Sales Balance	46,152.00
Freight	129.94
Recycling Fee	0.00
Sales Tax	0.00
Total	46,281.94
Currency	USD



Federal tax ID: 22-3009648
 290 Davidson Ave.
 Somerset, NJ 08873
 Phone: 888-235-3871
 Fax: 732-805-9669

Please remit payment to:
 SHI International Corp
 P.O. Box 952121
 Dallas, TX 75395-2121
 Wire information: Wells Fargo Bank
 Wire R/U: 121000248
 ACH R/U: 021200025
 Account#: 2000037641964
 SWIFT Code: WFIUS6S
 For W-9 Form: www.shi.com/W9

INVOICE NO. B16145386
Invoice date 11/22/2022
Customer number 1102109

Finance charge of 1.5% per month will be charged on past due accounts - 18%/yr.
 All returns require an RMA# supplied by your SHI Sales team.

Bill To

Cass County Medical Care Facility
 23770 Hospital St
 Cassopolis, MI 49031
 USA

Ship To

Cass County
 120 n Broadway
 Suite 17
 Cassopolis, MI 49031
 USA
 MCF-UPS/James DeJong

Ship Date	Salesperson	Purchase Order	Ship Via	FOB	Terms
11/22/2022	PSI - MI Local Gov Northern	MCF-UPS	FEDEX GROUND	FOB DEST	NET 30

Item No. Mfg Part No.	Description	Qty Ordered	Qty Shipped	Unit Price	Extended Price
34616882 SMC1000C Hardware APC by Schneider Electric Serial #: 3S2208X31153	APC Smart-UPS C SMC1000C UPS 600 Watt 1000 VA Hardware Hardware Contract number: Open Market	1	1	452.00	452.00
34616883 SMC1500-2UC Hardware APC by Schneider Electric Serial #: S3S2225X13685 Serial #: S3S2225X10787 Serial #: S3S2225X10786	APC Smart-UPS C SMC1500-2UC - UPS - 900 Watt - 1440 VA Hardware Hardware Contract number: Open Market	3	3	837.00	2,511.00

Quote: 22746671

*OK 6/22/23
 K.
 per board approval*

Sales Balance	2,963.00
Freight	105.58
Recycling Fee	0.00
Sales Tax	0.00
Total	3,068.58
Currency	USD



Federal tax ID: 22-3009648
 290 Davidson Ave.
 Somerset, NJ 08873
 Phone: 888-235-3871
 Fax: 732-805-9669

Please remit payment to:
 SHI International Corp
 P.O. Box 952121
 Dallas, TX 75395-2121
 Wire information: Wells Fargo Bank
 Wire R/W: 121000248
 ACH R/W: 021200025
 Account# 2000037641964
 SWIFT Code: WFBUS6S
 For W-9 form, www.shi.com/W9

INVOICE NO. B16291979
Invoice date 12/28/2022
Customer number 1102109

Finance charge of 1.5% per month will be charged on past due accounts - 18%/yr.
 All returns require an RMA# supplied by your SHI Sales team.

Bill To

Cass County Medical Care Facility
 23770 Hospital St
 Cassopolis, MI 49031
 USA

Ship To

Cass County
 120 n broadway
 Suite 17
 Cassopolis, MI 49031
 USA
 Attn: James DeJong

Ship Date	Salesperson	Purchase Order	Ship Via	FOB	Terms
12/28/2022	PSI - MI Local Gov Northern	MO-PCS	FEDEX GROUND	FOB DEST	NET 30

Item No. Mfg Part No.	Description	Qty Ordered	Qty Shipped	Unit Price	Extended Price
44808054 11DT00FEUS Hardware Lenovo	Lenovo ThinkCentre M70q - 1ay - Core i5 10400T 2 GHz - 16 G Hardware Hardware Contract number: Open Market	5	5	679.00	3,395.00
Serial #: SMJ0JLR37 Serial #: SMJ0JP6HE Serial #: SMJ0JP6GG Serial #: SMJ0JP6GC Serial #: SMJ0JP6H9					

Quote: 22857837

*OK 6/22/23
 per board approval*

Sales Balance	3,395.00
Freight	15.94
Recycling Fee	0.00
Sales Tax	0.00
Total	3,410.94
Currency	USD

Date: May 19, 2023
 Time: 14:45:40 ET
 User: Janet Meyer

Cass County Medical Care Facility
 Check Register
 4/1/2023 - 4/30/2023

Check Numbers: 1 - 999999999 Bank: Operating Account

Check Number	Vendor Name	Remit to	Reference	Check/Reversal Date	Amount	Type	Status
DP705	BENTO FOR BUSINESS	BENTO FOR BUSINESS	1659-1	4/3/2023	\$5,500.00	Payment	Y
DP706	Internal Revenue Service	Internal Revenue Service	1660-1	4/5/2023	\$4,062.31	Payment	Y
DP707	DELTA DENTAL	DELTA DENTAL	1661-1	4/10/2023	\$4,004.56	Payment	Y
DP708	Internal Revenue Service	Internal Revenue Service	1662-1	4/7/2023	\$70,108.03	Payment	Y
DP709	BENTO FOR BUSINESS	BENTO FOR BUSINESS	1663-1	4/13/2023	\$7,711.08	Payment	Y
DP710	Internal Revenue Service	Internal Revenue Service	1664-1	4/14/2023	\$4,193.24	Payment	Y
DP711	INDIANA DEPT OF REVENUE	INDIANA DEPT OF REVENUE	1665-1	4/21/2023	\$4,529.28	Payment	Y
DP712	MICHIGAN DEPT OF TREASURY	MICHIGAN DEPT OF TREASURY	1666-1	4/21/2023	\$21,142.27	Payment	Y
DP713	MERS	MERS	1667-1	4/21/2023	\$51,785.00	Payment	Y
DP714	Internal Revenue Service	Internal Revenue Service	1682-1	4/26/2023	\$70,496.65	Payment	Y
62571	ABES PLUMBING INC	ABES PLUMBING INC	1640-1	4/7/2023	\$1,520.00	Payment	
62572	AIRGAS USA LLC	AIRGAS USA LLC	1640-2	4/7/2023	\$294.41	Payment	
62573	AT&T	AT&T	1640-3	4/7/2023	\$53.62	Payment	
62574	AUNALYTICS, INC.	AUNALYTICS, INC.	1640-4	4/7/2023	\$5,886.81	Payment	
62575	BENTO FOR BUSINESS	BENTO FOR BUSINESS	192-1	4/7/2023	(\$3,300.00)	Payment	Reversed
62575	BENTO FOR BUSINESS	BENTO FOR BUSINESS	1640-5	4/7/2023	\$3,300.00	Payment	
62576	Capital One Commercial	Capital One Commercial	1640-6	4/7/2023	\$605.79	Payment	
62577	CASS COUNTY	CASS COUNTY	1640-7	4/7/2023	\$90.00	Payment	
62578	Cintas	Cintas	1640-8	4/7/2023	\$117.33	Payment	
62579	CLARENCE MILLER	CLARENCE MILLER	1640-9	4/7/2023	\$47.16	Payment	
62580	COMMUNITY MILLS	COMMUNITY MILLS	1640-10	4/7/2023	\$98.86	Payment	
62581	DEAN BOILER	DEAN BOILER	1640-11	4/7/2023	\$693.32	Payment	
62582	DOJO CREATIVE	DOJO CREATIVE	1640-12	4/7/2023	\$960.00	Payment	
62583	ENJOYMENT & IMAGE PUBLICATION	ENJOYMENT & IMAGE PUBLICATION	1640-13	4/7/2023	\$347.00	Payment	
62584	eProvider Solutions LLC	eProvider Solutions LLC	1640-14	4/7/2023	\$170.00	Payment	
62585	FLEXPAC	FLEXPAC	1640-15	4/7/2023	\$3,182.98	Payment	
62586	GORDON FOOD SERVICE	GORDON FOOD SERVICE	1640-16	4/7/2023	\$30,827.42	Payment	
62587	GORDON FOOD SERVICE	GORDON FOOD SERVICE	1640-16	4/7/2023	\$0.00	Payment	Void

Date: May 19, 2023
 Time: 14:45:40 ET
 User: Janet Meyer

Cass County Medical Care Facility
 Check Register
 4/1/2023 - 4/30/2023

Check Number	Vendor Name	Remit to	Reference	Check/Reversal Date	Amount	Type	Status
62588	HARTER SUPPLY	HARTER SUPPLY	1640-17	4/7/2023	\$166.87	Payment	
62589	HUNTINGTON NATIONAL BANK	HUNTINGTON NATIONAL BANK	1640-18	4/7/2023	\$414.50	Payment	
62589	HUNTINGTON NATIONAL BANK	HUNTINGTON NATIONAL BANK	191-1	4/7/2023	(\$414.50)	Payment	Reversed
62590	IBEKIE FOUNDATION INC	IBEKIE FOUNDATION INC	1640-19	4/7/2023	\$5,833.33	Payment	
62591	JEFF WITHERS	JEFF WITHERS	1640-20	4/7/2023	\$600.00	Payment	
62592	JMD Healthcare Solutions LLC	JMD Healthcare Solutions LLC	1640-21	4/7/2023	\$4,505.00	Payment	
62593	IARRY bARKES	IARRY bARKES	1640-22	4/7/2023	\$3,120.00	Payment	
62594	LINDA L. DUCHON	LINDA L. DUCHON	1640-23	4/7/2023	\$6,280.40	Payment	
62595	LIVELY	LIVELY	1640-24	4/7/2023	\$43.88	Payment	
62596	MCMCFC	MCMCFC	1640-25	4/7/2023	\$3,300.00	Payment	
62597	MEDLINE INDUSTRIES INC	MEDLINE INDUSTRIES INC	1640-26	4/7/2023	\$13,943.54	Payment	
62598	Michiana Mobility	Michiana Mobility	1640-27	4/7/2023	\$540.00	Payment	
62599	MICHIGAN DEPT OF COMM HLTH	MICHIGAN DEPT OF COMM HLTH	1640-28	4/7/2023	\$3,620.82	Payment	
62600	Midwest Juice, Inc. of Michigan	Midwest Juice, Inc. of Michigan	1640-29	4/7/2023	\$401.78	Payment	
62601	PLANT MAGIC LLC	PLANT MAGIC LLC	1640-30	4/7/2023	\$193.12	Payment	
62602	PointClickCare	PointClickCare	1640-31	4/7/2023	\$3,569.50	Payment	
62603	QUILL CORPORATION	QUILL CORPORATION	1640-32	4/7/2023	\$1,122.66	Payment	
62604	ROSE PEST SOLUTIONS	ROSE PEST SOLUTIONS	1640-33	4/7/2023	\$599.32	Payment	
62605	SEMCO ENERGY	SEMCO ENERGY	1640-34	4/7/2023	\$5,789.73	Payment	
62606	Shelton Wholesale Co	Shelton's Wholesale Co.	1640-35	4/7/2023	\$928.25	Payment	
62607	SPIN TECHS INC	SPIN TECHS INC	1640-36	4/7/2023	\$410.43	Payment	
62608	SYSCO GRAND RAPIDS	SYSCO GRAND RAPIDS	1640-37	4/7/2023	\$2,952.72	Payment	
62609	TEXT-EM-ALL	TEXT-EM-ALL	1640-38	4/7/2023	\$177.00	Payment	
62610	VANGUARD FIRE & SECURITY SYSTEMS INC	VANGUARD FIRE & SECURITY SYSTEMS INC	1640-39	4/7/2023	\$6,164.96	Payment	
62611	WASTE MANAGEMENT OF MI INC	WASTE MANAGEMENT OF MI INC	1640-40	4/7/2023	\$5,349.96	Payment	
62612	AIRGAS USA LLC	AIRGAS USA LLC	1657-1	4/14/2023	\$246.30	Payment	
62613	ALT LONG TERM CARE CONSULTING	ALT LONG TERM CARE CONSULTING	1657-2	4/14/2023	\$7,273.40	Payment	

Date: May 19, 2023
 Time: 14:45:40 ET
 User: Janet Meyer

Cass County Medical Care Facility
 Check Register
 4/1/2023 - 4/30/2023

Check Number	Vendor Name	Remit to	Reference	Check/Reversal Date	Amount	Type	Status
62614	CASS COUNTY TRANS AUTHORITY	CASS COUNTY TRANS AUTHORITY	1657-3	4/14/2023	\$2,343.00	Payment	
62615	COMMERCIAL READERS SERVICE	COMMERCIAL READERS SERVICE	1657-4	4/14/2023	\$110.31	Payment	
62616	FLEXPAC	FLEXPAC	1657-5	4/14/2023	\$1,037.80	Payment	
62617	GORDON FOOD SERVICE	GORDON FOOD SERVICE	1657-6	4/14/2023	\$6,266.41	Payment	
62618	HARDING'S MARKET	HARDING'S MARKET	1657-7	4/14/2023	\$114.75	Payment	
62619	KCI USA	KCI USA	1657-8	4/14/2023	\$178.80	Payment	
62620	LINDA L. DUCHON	LINDA L. DUCHON	1657-9	4/14/2023	\$6,199.18	Payment	
62621	MACK CUT LAWN SERVICE	MACK CUT LAWN SERVICE	1657-10	4/14/2023	\$130.00	Payment	
62622	MEDLINE INDUSTRIES INC	MEDLINE INDUSTRIES INC	1657-11	4/14/2023	\$3,185.23	Payment	
62623	Midwest Juice, Inc. of Michigan	Midwest Juice, Inc. of Michigan	1657-12	4/14/2023	\$480.75	Payment	
62624	NEIGHBORS INC	NEIGHBORS INC	1657-13	4/14/2023	\$170.00	Payment	
62625	Net Health Systems Inc.	Net Health Systems Inc.	1657-14	4/14/2023	\$850.00	Payment	
62626	NUTRITION SERVICES INC	NUTRITION SERVICES INC	1657-15	4/14/2023	\$1,087.44	Payment	
62627	Pitney Bowes Bank Inc Purchase Power	Pitney Bowes Bank Inc Purchase Power	1657-16	4/14/2023	\$921.68	Payment	
62628	QUAD A	QUAD A	1657-17	4/14/2023	\$1,122.00	Payment	
62629	QUILL CORPORATION	QUILL CORPORATION	1657-18	4/14/2023	\$552.20	Payment	
62630	ROBERT C. KHOENLE, PLLC	ROBERT C. KHOENLE, PLLC	1657-19	4/14/2023	\$287.25	Payment	
62631	Shelton Wholesale Co	Shelton's Wholesale Co.	1657-20	4/14/2023	\$748.75	Payment	
62632	SYSCO GRAND RAPIDS	SYSCO GRAND RAPIDS	1657-21	4/14/2023	\$771.84	Payment	
62633	TELNET WORLDWIDE	TELNET WORLDWIDE	1657-22	4/14/2023	\$279.07	Payment	
62634	W.B. HAYDEN & SONS	W.B. HAYDEN & SONS	1657-23	4/14/2023	\$20.99	Payment	
62635	WAYSTAR INC	WAYSTAR INC	1657-24	4/14/2023	\$100.55	Payment	
62637	BLUE CROSS BLUE SHIELD MI-0053	BLUE CROSS BLUE SHIELD MI-0053	1658-1	4/21/2023	\$82,825.83	Payment	
62638	BLUE CROSS BLUE SHIELD MI-0054	BLUE CROSS BLUE SHIELD MI-0054	1658-2	4/21/2023	\$673.38	Payment	
62639	BLUE CROSS BLUE SHIELD-0033	BLUE CROSS BLUE SHIELD-0033	1658-3	4/21/2023	\$621.18	Payment	

Date: May 19, 2023
 Time: 14:45:40 ET
 User: Janet Meyer

Cass County Medical Care Facility
 Check Register
 4/1/2023 - 4/30/2023

Check Number	Vendor Name	Remit to	Reference	Check/Reversal Date	Amount	Type	Status
62640	CARELINC MED EQUIP & SUPPLY	CARELINC MED EQUIP & SUPPLY	1658-4	4/21/2023	\$1,410.00	Payment	
62641	CHRISTIAN LUTES	CHRISTIAN LUTES	1658-5	4/21/2023	\$138.86	Payment	
62642	Cintas	Cintas	1658-6	4/21/2023	\$117.33	Payment	
62643	DEBRA SOKOLOSKIS	DEBRA SOKOLOSKIS	1658-7	4/21/2023	\$74.12	Payment	
62644	DUSSELL'S FARM MRKT & GENHSES	DUSSELL'S FARM MRKT & GENHSES	1658-8	4/21/2023	\$2,844.73	Payment	
62645	ECS Solutions	ECS Solutions	1658-9	4/21/2023	\$20,677.50	Payment	
62646	EXPRESS SUPPLY WORLDWIDE INC	EXPRESS SUPPLY WORLDWIDE INC	1658-10	4/21/2023	\$1,370.00	Payment	
62647	FRONTIER	FRONTIER	1658-11	4/21/2023	\$272.70	Payment	
62648	HR ADVANTAGE ADVISORY LLC	HR ADVANTAGE ADVISORY LLC	1658-12	4/21/2023	\$900.00	Payment	
62649	INDIANA MICHIGAN POWER	INDIANA MICHIGAN POWER	1658-13	4/21/2023	\$5,334.61	Payment	
62650	KCI USA	KCI USA	1658-14	4/21/2023	\$753.82	Payment	
62651	KRONOS SAASHR INC	KRONOS SAASHR INC	1658-15	4/21/2023	\$2,631.69	Payment	
62652	LEBENBOM & ROTHMAN PC	LEBENBOM & ROTHMAN PC	1658-16	4/21/2023	\$2,275.99	Payment	
62653	MEC	MEC	1658-17	4/21/2023	\$155.00	Payment	
62654	MEDPRO DISPOSAL LLC	MEDPRO DISPOSAL LLC	1658-18	4/21/2023	\$2,103.75	Payment	
62655	Midwest Juice, Inc. of Michigan	Midwest Juice, Inc. of Michigan	1658-19	4/21/2023	\$430.87	Payment	
62656	NUTRITION SERVICES INC	NUTRITION SERVICES INC	1658-20	4/21/2023	\$1,198.16	Payment	
62657	PAM COZORT	PAM COZORT	1658-21	4/21/2023	\$8,190.00	Payment	
62658	QUAD A	QUAD A	1658-22	4/21/2023	\$44.88	Payment	
62659	SENIOR HOME HEALTH CARE	SENIOR HOME HEALTH CARE	1658-23	4/21/2023	\$155.00	Payment	
62660	Shelton Wholesale Co	Shelton's Wholesale Co.	1658-24	4/21/2023	\$658.90	Payment	
62661	STATE OF MICHIGAN	STATE OF MICHIGAN	1658-25	4/21/2023	\$100.00	Payment	
62662	VERIZON WIRELESS	VERIZON WIRELESS	1658-26	4/21/2023	\$70.53	Payment	
62663	AUNALYTICS, INC.	AUNALYTICS, INC.	1674-1	4/28/2023	\$13,023.99	Payment	
62664	Dish Network LLC	Dish Network LLC	1674-2	4/28/2023	\$1,762.02	Payment	
62665	DOCUSIGN INC LOCKBOX	DOCUSIGN INC LOCKBOX	1674-3	4/28/2023	\$1,299.86	Payment	
62666	Kara Spangler	Kara Spangler	1674-4	4/28/2023	\$335.49	Payment	
62666	Kara Spangler	Kara Spangler	193-1	4/28/2023	(\$335.49)	Payment	Reversed

Date: May 19, 2023
 Time: 14:45:40 ET
 User: Janet Meyer

Cass County Medical Care Facility
 Check Register
 4/1/2023 - 4/30/2023

Check Number	Vendor Name	Remit to	Reference	Check/Reversal Date	Amount	Type	Status
62667	KASIE BLAD	KASIE BLAD	1674-5	4/28/2023	\$1,100.00	Payment	
62668	LIVELY	LIVELY	1674-6	4/28/2023	\$43.46	Payment	
62669	MED-REC SYSTEMS	MED-REC SYSTEMS	1674-7	4/28/2023	\$225.00	Payment	
62670	MICHIGAN DEPT OF COMM HLTH	MICHIGAN DEPT OF COMM HLTH	1674-8	4/28/2023	\$52,070.52	Payment	
62671	Midwest Juice, Inc. of Michigan	Midwest Juice, Inc. of Michigan	1674-9	4/28/2023	\$224.43	Payment	
62672	SEMCO ENERGY	SEMCO ENERGY	1674-10	4/28/2023	\$3,412.46	Payment	
62673	Shelton Wholesale Co	Shelton's Wholesale Co.	1674-11	4/28/2023	\$838.60	Payment	
62674	U.S. BUSINESS SYSTEMS INC	U.S. BUSINESS SYSTEMS INC	1674-12	4/28/2023	\$785.26	Payment	
62675	VILLAGE OF CASSOPOLIS	VILLAGE OF CASSOPOLIS	1674-13	4/28/2023	\$8,605.13	Payment	

Summary

103 check(s) Issued	\$372,453.22
1 check(s) voided	\$0.00
3 check(s) reversed	(\$4,049.99)
10 direct payment(s) issued	\$243,532.42

Cass County Medical Care Facility
 Check Register
 5/1/2023 - 5/31/2023

Check Numbers: 1 - 999999999 Bank: Operating Account

Check Number	Vendor Name	Remit to	Reference	Check/Reversal Date	Amount	Type	Status
DP715	MetLife	MetLife	1685-1	5/1/2023	\$11,953.20	Payment	Y
DP716	Internal Revenue Service	Internal Revenue Service	1686-1	5/3/2023	\$4,293.98	Payment	Y
DP717	ALERUS FINANCIAL	ALERUS FINANCIAL	1687-1	5/5/2023	\$4,809.32	Payment	Y
DP718	DELTA DENTAL	DELTA DENTAL	1688-1	5/9/2023	\$4,405.80	Payment	Y
DP719	Internal Revenue Service	Internal Revenue Service	1689-1	5/10/2023	\$72,484.72	Payment	Y
DP721	HUNTINGTON NATIONAL BANK	HUNTINGTON NATIONAL BANK	1691-1	5/15/2023	\$241.75	Payment	Y
DP722	HUNTINGTON NATIONAL BANK	HUNTINGTON NATIONAL BANK	1692-1	5/15/2023	\$90.00	Payment	Y
DP723	HUNTINGTON NATIONAL BANK	HUNTINGTON NATIONAL BANK	1693-1	5/15/2023	\$30.00	Payment	Y
DP724	HUNTINGTON NATIONAL BANK	HUNTINGTON NATIONAL BANK	1694-1	5/15/2023	\$15.00	Payment	Y
DP725	Internal Revenue Service	Internal Revenue Service	1695-1	5/17/2023	\$4,303.43	Payment	Y
DP729	ALERUS FINANCIAL	ALERUS FINANCIAL	1728-1	5/23/2023	\$4,668.36	Payment	Y
DP730	Internal Revenue Service	Internal Revenue Service	1729-1	5/19/2023	\$69,997.65	Payment	Y
DP731	BENTO FOR BUSINESS	BENTO FOR BUSINESS	1731-1	5/30/2023	\$5,000.00	Payment	Y
DP732	Internal Revenue Service	Internal Revenue Service	1732-1	5/31/2023	\$4,148.03	Payment	Y
62676	Kara Spangler	Kara Spangler	1675-1	5/1/2023	\$90.39	Payment	
62677	ROBERT C. KHOENLE, PLLC	ROBERT C. KHOENLE, PLLC	1675-2	5/1/2023	\$245.10	Payment	
62678	BLUE CARE NETWORK	BLUE CARE NETWORK	1676-1	5/1/2023	\$3,378.55	Payment	
62679	AIRGAS USA LLC	AIRGAS USA LLC	1677-1	5/5/2023	\$239.87	Payment	
62680	ALT LONG TERM CARE CONSULTING	ALT LONG TERM CARE CONSULTING	1677-2	5/5/2023	\$4,519.05	Payment	
62681	ASCENSION BORGESS-LEE HOSPITAL	ASCENSION BORGESS-LEE HOSPITAL	1677-3	5/5/2023	\$45.52	Payment	
62682	AT&T	AT&T	1677-4	5/5/2023	\$51.64	Payment	
62683	AUNALYTICS, INC.	AUNALYTICS, INC.	1677-5	5/5/2023	\$5,814.81	Payment	
62684	BLUE CARE NETWORK	BLUE CARE NETWORK	1677-6	5/5/2023	\$1,603.38	Payment	
62685	CASS COUNTY	CASS COUNTY	1677-7	5/5/2023	\$1,025.00	Payment	
62686	CLARENCE MILLER	CLARENCE MILLER	1677-8	5/5/2023	\$141.48	Payment	
62687	DOJO CREATIVE	DOJO CREATIVE	1677-9	5/5/2023	\$3,960.00	Payment	

Cass County Medical Care Facility
 Check Register
 5/1/2023 - 5/31/2023

Check Number	Vendor Name	Remit to	Reference	Check/Reversal Date	Amount	Type	Status
62688	eProvider Solutions LLC	eProvider Solutions LLC	1677-10	5/5/2023	\$170.00	Payment	
62689	FITZSIMMONS HOSPITAL SERVICES	FITZSIMMONS HOSPITAL SERVICES	1677-11	5/5/2023	\$3,251.85	Payment	
62690	GINGER BYERS	GINGER BYERS	1677-12	5/5/2023	\$293.81	Payment	
62691	GORDON FOOD SERVICE	GORDON FOOD SERVICE	1677-13	5/5/2023	\$4,494.58	Payment	
62692	LINDA L. DUCHON	LINDA L. DUCHON	1677-14	5/5/2023	\$6,209.47	Payment	
62693	MEDLINE INDUSTRIES INC	MEDLINE INDUSTRIES INC	1677-15	5/5/2023	\$14,661.66	Payment	
62694	Michiana Mobility	Michiana Mobility	1677-16	5/5/2023	\$1,995.00	Payment	
62695	MICHIGAN DEPT OF COMM HLTH	MICHIGAN DEPT OF COMM HLTH	1677-17	5/5/2023	\$3,145.50	Payment	
62696	Midwest Juice, Inc. of Michigan	Midwest Juice, Inc. of Michigan	1677-18	5/5/2023	\$798.40	Payment	
62697	ORIENTAL TRADING COMPANY-OTC BRANDS INC	ORIENTAL TRADING COMPANY-OTC BRANDS INC	1677-19	5/5/2023	\$178.28	Payment	
62698	PLANT MAGIC LLC	PLANT MAGIC LLC	1677-20	5/5/2023	\$193.12	Payment	
62699	Shelton Wholesale Co	Shelton's Wholesale Co.	1677-21	5/5/2023	\$748.75	Payment	
62700	SYMPHONY DIAGNOSTIC SERVICES NO 1 LLC	SYMPHONY DIAGNOSTIC SERVICES NO 1 LLC	1677-22	5/5/2023	\$4,102.22	Payment	
62701	SYSCO GRAND RAPIDS	SYSCO GRAND RAPIDS	1677-23	5/5/2023	\$5,865.58	Payment	
62702	TRIDENT USA MOBILE INFUSION SERVICES LLC	TRIDENT USA MOBILE INFUSION SERVICES LLC	1677-24	5/5/2023	\$1,821.25	Payment	
62703	CALVIN COMMUNITY CHURCH	CALVIN COMMUNITY CHURCH	1681-1	5/16/2023	\$1,560.00	Payment	
62704	AIRGAS USA LLC	AIRGAS USA LLC	1684-1	5/19/2023	\$299.10	Payment	
62705	ALLEN MOTT	ALLEN MOTT	1684-2	5/19/2023	\$100.00	Payment	
62706	CASS COUNTY MEDICAL CARE FCLTY	CASS COUNTY MEDICAL CARE FCLTY	1684-3	5/19/2023	\$75.74	Payment	
62707	CASS COUNTY TRANS AUTHORITY	CASS COUNTY TRANS AUTHORITY	1684-4	5/19/2023	\$1,006.50	Payment	
62708	CHRISTIAN LUTES	CHRISTIAN LUTES	1684-5	5/19/2023	\$165.00	Payment	
62709	COMMUNITY MILLS	COMMUNITY MILLS	1684-6	5/19/2023	\$48.13	Payment	
62710	COMPASS COMMUNICATIONS GROUP,LLC	COMPASS COMMUNICATIONS GROUP,LLC	1684-7	5/19/2023	\$637.50	Payment	
62711	EOS	EOS	1684-8	5/19/2023	\$300.00	Payment	

Date: Jun 23, 2023
 Time: 08:52:24 ET
 User: Janet Meyer

Cass County Medical Care Facility
 Check Register
 5/1/2023 - 5/31/2023

Check Number	Vendor Name	Remit to	Reference	Check/Reversal Date	Amount	Type	Status
62712	EXPRESS SUPPLY WORLDWIDE INC	EXPRESS SUPPLY WORLDWIDE INC	1684-9	5/19/2023	\$1,760.30	Payment	
62713	GARRETT LABORATORIES	GARRETT LABORATORIES	1684-10	5/19/2023	\$69.00	Payment	
62714	GRAINGER	GRAINGER	1684-11	5/19/2023	\$220.92	Payment	
62715	HARDING'S MARKET	HARDING'S MARKET	1684-12	5/19/2023	\$73.44	Payment	
62716	HEATHER FERRIS	HEATHER FERRIS	1684-13	5/19/2023	\$273.29	Payment	
62717	IBEKIE FOUNDATION INC	IBEKIE FOUNDATION INC	1684-14	5/19/2023	\$5,833.33	Payment	
62718	KCI USA	KCI USA	1684-15	5/19/2023	\$3,621.63	Payment	
62719	KRONOS SAASHR INC	KRONOS SAASHR INC	1684-16	5/19/2023	\$2,612.44	Payment	
62720	LAKELAND HEALTH CARE	LAKELAND HEALTH CARE	1684-17	5/19/2023	\$105.45	Payment	
62721	LEBENBOM & ROTHMAN PC	LEBENBOM & ROTHMAN PC	1684-18	5/19/2023	\$1,550.00	Payment	
62722	LINDA L. DUCHON	LINDA L. DUCHON	1684-19	5/19/2023	\$5,913.25	Payment	
62723	Midwest Juice, Inc. of Michigan	Midwest Juice, Inc. of Michigan	1684-20	5/19/2023	\$513.28	Payment	
62724	NEIGHBORS INC	NEIGHBORS INC	1684-21	5/19/2023	\$170.00	Payment	
62725	NUTRITION SERVICES INC	NUTRITION SERVICES INC	1684-22	5/19/2023	\$1,117.44	Payment	
62726	PLANTE & MORAN, PLLC	PLANTE & MORAN, PLLC	1684-23	5/19/2023	\$10,800.00	Payment	
62727	ROBERT C. KHOENLE, PLLC	ROBERT C. KHOENLE, PLLC	1684-24	5/19/2023	\$213.85	Payment	
62728	Shelton Wholesale Co	Shelton's Wholesale Co.	1684-25	5/19/2023	\$1,468.46	Payment	
62729	SHRED-IT USA	SHRED-IT USA	1684-26	5/19/2023	\$1,953.94	Payment	
62730	SPIN TECHS INC	SPIN TECHS INC	1684-27	5/19/2023	\$506.90	Payment	
62731	SYMPHONY DIAGNOSTIC SERVICES NO 1 LLC	SYMPHONY DIAGNOSTIC SERVICES NO 1 LLC	1684-28	5/19/2023	\$1,939.54	Payment	
62732	SYSCO GRAND RAPIDS	SYSCO GRAND RAPIDS	1684-29	5/19/2023	\$1,058.99	Payment	
62733	VANGUARD FIRE & SECURITY SYSTEMS INC	VANGUARD FIRE & SECURITY SYSTEMS INC	1684-30	5/19/2023	\$1,419.50	Payment	
62734	W.B. HAYDEN & SONS	W.B. HAYDEN & SONS	1684-31	5/19/2023	\$19.99	Payment	
62735	WAYSTAR INC	WAYSTAR INC	1684-32	5/19/2023	\$100.55	Payment	

Summary

Date: Jun 23, 2023
Time: 08:52:24 ET
User: Janet Meyer

Cass County Medical Care Facility
Check Register
5/1/2023 - 5/31/2023

60 check(s) issued	\$116,551.72
0 check(s) voided	\$0.00
0 check(s) reversed	\$0.00
14 direct payment(s) issued	\$186,441.24

Date: Jun 21, 2023
 Time: 09:45:50 ET
 User: Phil Alt

Cass County Medical Care Facility
 Detailed Census Report - By Payer
 Monthly Census - Ending May 2023

Cass County Medical Care Facility

Unit: All Floor: All Payers: All Bed Certification: All

Summary By: Payer	# of Days	Days																																	
		1	2	3	4	5	6	7	8	9	10	11	12	13	14	15	16	17	18	19	20	21	22	23	24	25	26	27	28	29	30	31			
Auto (AUT)	31	1	1	1	1	1	1	1	1	1	1	1	1	1	1	1	1	1	1	1	1	1	1	1	1	1	1	1	1	1	1	1	1	1	1
Commercial Insurance (CI)	18	0	0	0	0	0	0	0	0	0	0	0	0	0	0	0	0	0	0	0	0	0	0	0	0	0	0	0	0	0	0	0	0	0	0
Hospice Medicaid (HM)	37	1	1	1	1	1	1	1	1	1	1	1	1	1	1	1	1	1	1	1	1	1	1	1	1	1	1	1	1	1	1	1	1	1	1
Humana Medicare Advantage (MHA)	17	0	0	0	0	0	0	0	0	0	0	0	0	0	0	0	0	0	0	0	0	0	0	0	0	0	0	0	0	0	0	0	0	0	0
Mt. Health Link Medicaid (MLM)	271	9	9	9	9	9	9	9	9	9	9	9	9	9	9	9	9	9	9	9	9	9	9	9	9	9	9	9	9	9	9	9	9	9	9
Managed Medicaid (MMA)	17	0	0	0	0	0	0	0	0	0	0	0	0	0	0	0	0	0	0	0	0	0	0	0	0	0	0	0	0	0	0	0	0	0	0
Med Plus Blue Advantage (BMA)	11	0	0	0	0	0	0	0	0	0	0	0	0	0	0	0	0	0	0	0	0	0	0	0	0	0	0	0	0	0	0	0	0	0	0
Medicaid (MA)	1452	2	2	2	2	2	2	2	2	2	2	2	2	2	2	2	2	2	2	2	2	2	2	2	2	2	2	2	2	2	2	2	2	2	2
Medicare A (MCA)	200	3	5	5	5	5	5	5	5	5	5	5	5	5	5	5	5	5	5	5	5	5	5	5	5	5	5	5	5	5	5	5	5	5	5
Priority Health Medicaid (PHM)	3	1	1	1	1	1	1	1	1	1	1	1	1	1	1	1	1	1	1	1	1	1	1	1	1	1	1	1	1	1	1	1	1	1	1
Private Pay (PP)	210	7	7	7	7	7	7	7	7	7	7	7	7	7	7	7	7	7	7	7	7	7	7	7	7	7	7	7	7	7	7	7	7	7	7
TOTAL DAYS	2267	72	74	74	74	75	74	74	74	73	74	73	73	73	73	71	71	72	74	77	75	75	74	74	72	73	72	72	72	72	71	71	72	74	74

Date: Jun 21, 2023
 Time: 09:46:07 ET
 User: Phil Alt

Cass County Medical Care Facility
 Detailed Census Report - By Payer
 Yearly Census - Ending May 2023

Cass County Medical Care Facility

Unit: All Floor: All Payers: All Bed Certification: All

Summary By:
 Payer

	# of Days	Month													
		Oct/22	Nov/22	Dec/22	Jan/23	Feb/23	Mar/23	Apr/23	May/23						
Aetna Medicare Advantage (AMA)	7	7	0	0	0	0	0	0	0	0	0	0	0	0	0
Auto (AUT)	260	31	30	31	31	45	31	30	31	30	31	30	31	31	0
Commercial Insurance (CI)	55	0	0	7	0	7	23	0	23	0	23	0	18	18	0
Hospice Medicaid (HM)	282	31	73	29	23	28	31	30	37	30	37	30	37	37	0
Humana Medicare Advantage (MHA)	267	8	75	60	76	22	0	29	17	29	17	29	17	17	0
MI Health Link Medicare (MIM)	1934	279	268	248	215	196	217	240	271	240	271	240	271	271	0
MI Health Link Medicare (MHM)	49	0	0	13	9	0	18	9	0	18	9	0	17	17	0
Managed Medicaid (MMA)	119	2	10	47	23	0	18	2	17	18	2	17	17	17	0
Med Plus Blue Advantage (BMA)	54	0	13	21	0	1	0	8	11	8	11	8	11	11	0
Medicaid (MA)	10569	1214	1216	1325	1339	1281	1374	1368	1452	1368	1452	1368	1452	1452	0
Medicare A (MCA)	1165	122	155	173	184	129	112	88	200	112	88	200	112	200	0
Priority Health Medicaid (PHM)	90	0	1	35	23	8	17	3	3	17	3	3	3	3	0
Priority Health Medicare Advantage (PH)	48	0	0	0	0	0	0	0	0	0	0	0	0	0	0
Private Pay (PP)	1142	136	113	107	114	129	150	183	210	150	183	210	210	210	0
United Health Care Advantage (UMA)	57	0	0	0	12	0	4	41	0	4	41	0	0	0	0
Wellcare Advantage (WEA)	32	0	15	9	8	0	0	0	0	0	0	0	0	0	0
TOTAL DAYS	16150	1830	1969	2107	2066	1846	2006	2059	2267	2006	2059	2267	2267	2267	0

Cass County Medical Care Facility
Balance Sheet

	3/31/2023		12/31/2022		Quarterly		9/30/2022		Year-to-Date	
					Change	Percent Change	Change	Change	Change	Percent Change
Assets										
Operating cash	\$	875,634	\$	1,074,218	\$	(198,584)	\$	834,160	\$	41,474
Reserve cash and investments		2,059,588		2,038,555		21,032		2,516,941		(457,353)
Accounts receivable		1,792,115		2,117,622		(325,508)		2,163,021		(370,906)
Less allowance for doubtful accts		(519,835)		(490,710)		(29,126)		(470,000)		(49,835)
Third-party settlements-MIP, OAS, CR		376,865		63,178		313,687		276,733		100,132
Third-party settlements-CPE		-		-		-		-		-
Millage receivable		423,489		1,280,000		(856,511)		1,218		422,271
Other assets		1,083,790		791,269		292,521		965,720		118,070
Fixed assets		830,692		821,578		9,114		820,147		10,545
Total assets	\$	6,922,337	\$	7,695,710	\$	(773,373)	\$	7,107,939	\$	(185,602)
Liabilities and Net Position										
Accounts payable	\$	101,242	\$	495,365	\$	(394,122)	\$	230,953	\$	(129,711)
Current payroll accruals		328,558		215,533		113,025		300,838		27,721
Stimulus funding liabilities		-		-		-		-		-
Deferred revenue-Millage		640,400		960,200		(319,800)		-		640,400
Long-term payroll accruals		469,020		469,241		(221)		599,943		(130,923)
Net position		5,383,117		5,555,371		(172,255)		5,976,205		(593,088)
Total liabilities and net position	\$	6,922,337	\$	7,695,710	\$	(773,373)	\$	7,107,939	\$	(185,602)
Statistics										
Daily operating expenses	\$	36,947	\$	35,943	\$	1,005	\$	30,428	\$	6,519
Days cash on hand - Operating Cash ONLY		24		30		(6)		27		(4)
Days cash on hand - Total Cash-Investments		79		87		(7)		110		(31)
Target		100								
Daily service revenue	\$	25,281	\$	24,849	\$	432	\$	24,073	\$	1,209
Days in net accounts receivable		50		65		(15)		70		(20)
Target		50								
Operating ratio, excluding millage		128.0%		126.3%		1.6%		111.5%		16.5%
Operating ratio, including millage		113.9%		112.6%		1.4%		99.1%		14.8%
Target		100.0%								
Average monthly revenue		866,271		853,504		12,768		830,397		35,874
Average monthly wages expense		689,570		673,284		16,286		563,752		125,819
Average monthly operating expenses		408,843		395,211		13,633		351,763		57,081
Average monthly operating results		(232,142)		(214,991)		(17,152)		(85,118)		(147,025)

Cass County Medical Care Facility
Income Statement
March 31, 2023

Quarterly Results

Comparison to Prior Year Average

	Quarterly Results				Comparison to Prior Year Average			
	Actual	Budget	\$ Variance	% Variance	FY 2022 Qtr Avg	PY - CY Change	% Change	
Operating revenue								
Reserve cash and investments	\$ 2,275,299	\$ 2,356,164	\$ (80,865)	-3.4%	\$ 2,196,624	\$ 78,674	3.6%	
QAS and QMI revenue	289,200	299,854	(10,654)	-3.6%	279,341	9,859	3.5%	
Other revenue	34,315	7,743	26,572	343.2%	15,226	19,089	125.4%	
Total operating revenue	\$ 2,598,814	\$ 2,663,761	\$ (64,948)	-2.4%	\$ 2,491,191	\$ 107,623	4.3%	
Operating expenses								
Wages	\$ 2,058,711	\$ 1,929,998	\$ 138,713	7.2%	\$ 1,691,255	\$ 377,456	22.3%	
Benefits and payroll taxes	470,923	484,854	(13,931)	-2.9%	426,904	44,019	10.3%	
Operating supplies and expenses	235,577	213,098	22,479	10.5%	206,125	29,452	14.3%	
Ancillary services	47,625	44,162	3,463	7.8%	40,483	7,142	17.6%	
Purchased services	201,989	136,341	65,647	48.1%	115,824	86,164	74.4%	
Equipment	29,398	18,738	10,660	56.9%	26,527	2,872	10.8%	
Payor source assessments	165,790	161,113	4,677	2.9%	156,883	8,907	5.7%	
Other expenses	12,665	14,912	(2,247)	-15.1%	21,847	(9,182)	-42.0%	
Utilities, Insurance, Taxes	62,563	63,070	(506)	-0.8%	60,697	1,866	3.1%	
Depreciation and amortization	25,176	26,250	(1,074)	-4.1%	26,197	(1,021)	-3.9%	
Bad debt expense	30,000	30,000	-	0.0%	30,000	-	0.0%	
Total operating expenses	\$ 3,350,417	\$ 3,122,535	\$ 227,882	7.3%	\$ 2,802,741	\$ 547,676	19.5%	
Operating income (loss)	\$ (751,603)	\$ (458,774)	\$ (292,830)	63.8%	\$ (311,550)	\$ (440,053)	141.2%	
Millage revenue	319,800	320,000	(200)	-0.1%	309,679	10,121	3.3%	
Days cash on hand - Total Cash-Investments	(1,198)	-	(1,198)	0.0%	31,450	(32,648)	-103.8%	
Other adjustments (GASB 68, etc.)	-	-	-	0.0%	-	-	0.0%	
Pandemic revenue	365,957	126,136	239,821	190.1%	208,474	157,483	75.5%	
Pandemic expenses	(105,210)	(112,145)	6,935	-6.2%	(119,871)	14,660	-12.2%	
Net income (loss)	\$ (172,255)	\$ (124,783)	\$ (47,472)	38.0%	\$ 118,182	\$ (290,436)	-245.8%	

Census Statistics

Average Residents per Day	65.8	68.0	(2.2)	-3.3%	60.0	5.8	9.7%
Medicare	10.3%	8.0%	2.3%	10.7%	-0.3%		
Medicaid	78.7%	81.5%	-2.8%	80.1%	-1.4%		
Private Pay	7.2%	8.0%	-0.8%	7.0%	0.3%		
Hospice and insurance	3.7%	2.5%	1.2%	2.2%	1.5%		

Cass County Medical Care Facility
Income Statement
March 31, 2023

Year to Date Results

Comparison to Prior Year Average

	Year to Date Results				Comparison to Prior Year Average			
	Actual	Budget	\$ Variance	% Variance	FY 2022 Total	PY - CY Change	% Change	
Operating revenue								
Reserve cash and investments	\$ 4,561,422	\$ 4,764,687	\$ (203,266)	-4.3%	\$ 4,393,249	\$ 168,173	3.8%	
QAS and QMI revenue	563,666	605,372	(41,706)	-6.9%	558,681	4,985	0.9%	
Other revenue	91,137	47,588	43,549	91.5%	30,452	60,685	199.3%	
Total operating revenue	\$ 5,216,225	\$ 5,417,647	\$ (201,422)	-3.7%	\$ 4,982,382	\$ 233,843	4.7%	
Operating expenses								
Wages	\$ 4,133,449	\$ 3,902,885	\$ 230,564	5.9%	\$ 3,382,511	\$ 750,938	22.2%	
Benefits and payroll taxes	992,937	973,944	18,993	2.0%	853,807	139,130	16.3%	
Operating supplies and expenses	472,330	430,359	41,971	9.8%	412,249	60,080	14.6%	
Ancillary services	113,132	89,305	23,828	26.7%	80,965	32,167	39.7%	
Purchased services	319,655	255,697	63,958	25.0%	231,649	88,006	38.0%	
Equipment	52,509	37,615	14,894	39.6%	53,054	(545)	-1.0%	
Payor source assessments	331,471	322,445	9,026	2.8%	313,766	17,705	5.6%	
Other expenses	30,406	30,085	321	1.1%	43,693	(13,287)	-30.4%	
Utilities, Insurance, Taxes	126,070	128,848	(2,778)	-2.2%	121,394	4,676	3.9%	
Depreciation and amortization	50,352	52,500	(2,148)	-4.1%	52,395	(2,043)	-3.9%	
Bad debt expense	60,000	60,000	-	0.0%	60,000	-	0.0%	
Total operating expenses	\$ 6,682,310	\$ 6,283,682	\$ 398,628	6.3%	\$ 5,605,482	\$ 1,076,828	19.2%	
Operating income (loss)	\$ (1,466,085)	\$ (866,034)	\$ (600,050)	69.3%	\$ (623,100)	\$ (842,984)	135.3%	
Millage revenue	639,600	640,000	(400)	-0.1%	619,358	20,242	3.3%	
Days cash on hand - Total Cash-Investments	(1,198)	-	(1,198)	0.0%	62,899	(64,097)	-101.9%	
Other adjustments (GASB 68, etc.)	-	-	-	0.0%	-	-	0.0%	
Pandemic revenue	430,957	253,964	176,993	69.7%	416,948	14,009	3.4%	
Pandemic expenses	(196,363)	(226,783)	30,420	-13.4%	(239,742)	43,379	-18.1%	
Net income (loss)	\$ (593,088)	\$ (198,853)	\$ (394,235)	198.3%	\$ 236,363	\$ (829,451)	-350.9%	

Census Statistics

Average Residents per Day	65.0	68.0	(3.0)	-4.4%	60.0	5.0	8.3%
Medicare	10.9%	8.0%	2.9%	10.7%	0.2%		
Medicaid	80.1%	81.5%	-1.4%	80.1%	0.0%		
Private Pay	5.1%	8.0%	-2.9%	7.0%	-1.8%		
Hospice and Insurance	3.8%	2.5%	1.3%	2.2%	1.6%		



July 1, 2023

Dear Residents, Family and Loved Ones:

Please be advised that effective October 1, 2023 our room rates for private pay will be \$415 per day. If you have any questions or concerns, please contact me at 269-228-4014.

Sincerely,

Rayann Franco
Director of Financial Services
Cass County Medical Care Facility

Cass County Medical Care Facility
Private Pay Rate Change - October 1, 2023

Private Pay Rate History	2024-Proposed	2023	2022	2021	2020	2019	2018
Private pay rate	\$ 415.00	\$ 390.00	\$ 360.00	\$ 340.00	\$ 320.00	\$ 285.00	\$ 277.00
Rate change-\$	\$ 25.00	\$ 30.00	\$ 20.00	\$ 20.00	\$ 35.00	\$ 8.00	
Rate change-%	6.4%	8.3%	5.9%	6.3%	12.3%	2.9%	
Date rate change was effective	10/1/2023	10/1/2022	10/1/2021	10/1/2020	11/1/2019	1/1/2019	12/1/2017

Medicaid Rate History	1/1/2023	10/1/2022	10/1/2021	10/1/2020	10/1/2019	10/1/2018
Medicaid base room & board rate	\$ 358.17	\$ 351.15	\$ 342.58	\$ 332.77	\$ 297.26	\$ 267.56
QAS supplement rate	\$ 52.12	\$ 51.10	\$ 49.85	\$ 48.63	\$ 47.51	\$ 47.04
Total Medicaid rate	\$ 410.29	\$ 402.25	\$ 392.43	\$ 381.40	\$ 344.77	\$ 314.60
Date rate change was effective	1/1/2023	10/1/2022	10/1/2021	10/1/2020	10/1/2019	10/1/2018
Rate change-\$	\$ 8.04	\$ 9.82	\$ 11.03	\$ 36.63	\$ 30.17	
Rate change-%	2.0%	2.5%	2.9%	10.6%	9.6%	

Cost Limit Changes	1/1/2023	10/1/2022
1/1/2023 Variable Cost Limit	\$ 353.64	
Projected Variable Rate (2022 Cost Report)	\$ 377.99	
Variance in Cost to Current Limit	\$ 24.35	6.9%

Cost Information	2022	2023	2017 CR
2022 Medicaid Cost Report-Cost per Day	\$ 382.05		\$ 267.89
10/1/2022 QAS Provider Tax Assessment	\$ 28.65		\$ 114.16
Total cost per day estimate-2023	\$ 410.70		42.6% Change through 2022
			Percent change

Considerations
Currently, there is only 1 long-term private pay residents at the Facility, with some other residents using private pay to spend down to obtain Medicaid benefits.

We compare private pay rates to the Medicaid rate because the Medicaid rate is historically set based on the actual cost of providing care at the Facility. Plus, Medicaid will reimburse at the lower of the private pay rate or the Medicaid base rate, so it is important the private pay rate keeps pace with the Medicaid rate.

An increase to \$415 per day for private pay will keep the private pay rate ahead of not only the current base Medicaid rate (\$358.17), but the full Medicaid plus QAS supplement rate, which is highlighted above (\$410.29). Other consideration is provided to the projected cost per day of \$410.70, ensuring private pay residents are funding the full amount of that cost.

Notices to residents have to be issued 60 days prior to the rate change (August 1 for an October 1 change).
Medicaid rates change each October 1, but the State has not been timely at communicating rate changes.
For example, the Medicaid rate change on January 1, 2023 was communicated to providers on April 24, 2023.


CORPORATE COMPLIANCE

May 2023

No investigations were performed since the last board meeting. The Corporate Compliance Officer has been utilizing the Compliance and Ethics Quality Assurance Tool to evaluate the effectiveness of the facility's compliance and ethics program related to identified risk areas. This is reported at our QAPI meetings.

We met with our consultant this month. She stated that out of all her facilities we have done the most work and are notably ahead in terms of our corporate compliance and ethics programs.

Respectfully submitted by:

A handwritten signature in black ink that reads "Rayann Franco". The signature is written in a cursive, flowing style.

Rayann Franco

Corporate Compliance Officer

Cass County Medical Care Facility

Compliance and Ethics Quality Assurance Tool

Purpose: To evaluate the effectiveness of the facility's compliance and ethics program related to identified risk areas. Record observations below. Review findings. Generate action plan as needed.


Observed by: Rayana Franco/Allison Mead Title: Corporate Comp Officer/Ethics Date: 5/17/23
Chairperson

Fraud and Abuse Risk Area: Appropriate Use of Psychotropic Medications

	Observations	Risks		Comments
		Y	N	
1.	Are systems in place to ensure staff is aware of all residents receiving psychotropic medications?	✓		We utilize behavioral tracking
2.	Is medication administration appropriately documented, including documentation of monitoring efforts?	✓		Non pharm measures are documented in behavioral tracking
3.	Is documentation related to psychotropic medications interdisciplinary?	✓		EDT behavioral meetings occur bi-weekly
4.	Do care plans reflect the use of the medication?	✓		Non pharm measures are reflected in the care plans
5.	Does documentation reflect efforts to decrease the dosage and use of the medication unless it is clinically contraindicated?	✓		Documentation is found in EDT notes and pharmacy reviews
6.	Are psychotropic medications reviewed by a consultant pharmacist regularly?	✓		
7.	Does the facility have a policy and procedure regarding the use of psychotropic medications?	✓		The policy was reviewed and updated April 2023
8.	Does the facility monitor for trigger behaviors?	✓		Behavioral trends are monitored and triggers are in the trauma assessment
9.	Does documentation support the use of nonpharmacological interventions?	✓		located Located in the task portion of behavioral monitoring
10.	Are medications administered for appropriate diagnoses?	✓		Reviewed on new admissions; recent behaviors and annual review
11.				
12.				

CCMCF HAS BEEN NAMED A RECIPIENT OF A 2023 HPS MEMBERS FIRST GRANT AWARD

May 5, 2023



3000 N. Main Street
PO Box 427
Mason, OH 45040
614-263-4274
hps.org

MEMBERS FIRST
grant program

May 2, 2023

Congratulations!

Cass County Mental Care Facility has been named a recipient of a 2023 HPS Members First Grant award.

HPS strives to help communities by helping our Members fulfill their mission. The grant program is another avenue for us to do just that.


This program was established by our Board of Managers to help fund HPS Member projects that will have a measurable and positive impact on the care groups they serve, and, ultimately, better serve the needs of their communities.

Your project ranked extremely well against these measures – thank you for your focus and desire to further strengthen your impact on your community.


We have no doubt that through your vision, creativity, and never-ending commitment to those in need care, you will have a long-term, positive impact on many lives. Everyone here at HPS is inspired and proud to be associated with you.

Thank you.

On behalf of the HPS Board of Managers,



Thomas LaPies
President & CEO



**Finance Director
Cass County Medical Care Facility**

Cass County Medical Care Facility is an 80-bed skilled nursing facility and outpatient therapy clinic operating under the direction of the Department of Health and Human Services (DHS) Board of the County of Cass. We have a terrific 5-star skilled nursing program and have opened the outpatient therapy clinic to the public in 2022. The working environment is collaborative and team-oriented, and we have plans to grow the campus, which sits on over 120 acres. The candidate should be motivated, have high organizational skills, able to multitask, and be willing and able to collaborate with clinical departments and other functions within the organization.

Job Details

Salary, \$80,000-\$90,000 per year
Job Type, Full Time
Work Location, In person

Benefits

Defined benefit pension plan
Paid time off
Health insurance
Dental insurance
Vision insurance

Essential Functions

- Develop and monitor policies and procedures within generally accepted accounting principles and corporate guidelines to ensure sufficient cash flow, reduced operating costs, and increased revenues.
- Provide reconciliations, account analysis, and other information to aid in preparation of financial reporting, including bank reconciliations, general ledger reviews, and other analysis.
- Prepare monthly financial statements, financial packages, and other informational reports/analysis. Ensure all required financial reports are accurate and submitted timely.
- Prepare annual budget. In cooperation with management and department heads, reviews prior financial results and discusses anticipated changes to highlight future needs and trends of the facility.
- Maintain oversight on actual to budget variances monthly to identify trends, work with department heads to address overages, and provide reporting to the DHS Board.
- Be the point of contact for external parties performing the annual financial statement audit and Medicare/Medicaid cost reporting functions, including compiling information to address requests and ensuring timely filing of reporting.
- Support the payroll function, including monitoring the processing of payroll paid weekly, proper remittance of deductions to taxing authorities and other vendors, and submission of reporting requirements, including 941s, W-2s, and other functions within payroll.
- Improve profitability. Continually monitor costs in all areas, especially staffing as it relates to patient volume. Ensure purchasing and other related controls are in place and functioning as intended.
- Monitor and control accounts receivables. Works closely with billing and billing consultants to review net revenue recognized for accuracy, accounts receivable collections are effective and timely, and adjustments are proper.
- Ensure that the facility obtains and maintains advantageous contracts with all routine vendors, including employed and non-employed physicians, utilizing corporate contracts whenever possible.

Knowledge, Skills and Abilities

- Ability to communicate complex financial information to leadership team in layman terms.
- Perform in an advisor role to the Facility Chief Executive Officer rendering advice on financial operations to assist with the decision making process.
- Detailed problem solver who can diagnose a problem, design a solution and implement a process with the help of departmental staff.
- Process oriented person who craves organization and strict adherence to repeatable processes.
- Ability to provide leadership to teams when the path to achieve desired outcomes is uncertain.
- Determination to ensure compliance with established financial policies and procedures.

Education and Experience

- Management experience, 3 years.
- Bachelors' degree in accounting.
- Masters' degree/CPA preferred.
- Must be highly proficient in Excel and accounting software.




SCP Jeremy Holwerda REF:0351446

From: Diane Wing

To: 'jmeyer@ccmcf.org'

Cc:

Sent: 4/28/2023 9:36:33 AM

Attachments:  Additional Service Credit Purchase Holwerda.pdf
 Service Credit Purchase Guide.pdf
 Resolution Establishing Authorized Signatories DB-001c.pdf

Good morning, Janet ~

We have calculated the estimated cost for to purchase service credit (attached). If a termination date was provided, it has been used to calculate the cost estimate. A termination date may alter the cost of the service credit purchase. Contact us if you feel the calculation needs to be adjusted. The estimated cost will expire two months from the calculation date, after which a new calculation will be required.

To process this service credit purchase we must receive:

- A signed copy of the purchase application (attached). The authorized representative of the Employer and the participant's signatures are required.
- Payment in full of the current cost amount as determined by MERS.

How to submit payment:

- Payment must be made in the full amount of the purchase cost. We will accept payment in the form of a check payable to "MERS of Michigan." If some or all the payment will be remitted by wire transfer, please contact us for instructions.
- If part of the cost is being paid by the participant and part is being paid by the employer, we will accept checks that total the full cost.
- Payment must come from the participant's personal account if they are funding the purchase.
- If part of the cost is money that is being rolled over from another qualified plan, please complete the "Qualified Rollover to MERS" form (F-38), and return it to us. The form can be found on our website at <http://www.mersofmich.com/Employee/Resources/Forms>. You will need to contact your other plan administrator to determine how to initiate a rollover to MERS.

Service credit purchases are not refundable except in the case of a full refund of contributions and forfeitures following termination of employment. There is no provision for receiving a refund for purchased service credit.

MERS requires the signature of an authorized representative of the employer to process a service credit purchase. Currently an authorized representative is not on record with MERS. Please complete and return the Request for Establishing Authorized Signatories for MERS Contracts and Service Credit Purchase Approvals form.

Sincerely,

Diane Wing
Retirement Analyst
Municipal Employees' Retirement System
1134 Municipal Way
Lansing, MI 48917
Phone: 800.767.MERS(6377)
Fax: 517.703.9706
www.mersofmich.com



Get your finances in shape with Financial Fitness workouts through your myMERS account.    

--

CONFIDENTIALITY NOTICE:

This email and any attachments are for the sole use of the intended recipient(s) and may contain information that is confidential and protected from disclosure under the law, including attorney-client communications. Any unauthorized review, use, disclosure, or distribution is prohibited. If you are not the intended recipient, please contact the sender by reply email and delete/destroy all copies of the original message and attachments.

DISCLAIMER:

This email may contain a summary description of the Municipal Employees' Retirement System of Michigan benefits, costs, rates, valuations, or other calculations, policies or procedures. MERS has made every effort to ensure, but does not guarantee that the information provided is accurate and up to date. Where this email conflicts with the relevant MERS Plan Document, the MERS Plan Document controls.

The contents of the message are secured on the MERS Web portal. In order for the contents to remain secure and to avoid unwanted disclosure, you must reply directly through the portal by using the "reply" function in this email. Please contact MERS at 1-800-767-2308 if you have questions regarding keeping the contents of this message secure.

Section 2: Calculation Assumptions

1. Projected Earliest Eligible Retirement Date

This date is calculated using the participant's date of birth, the amount of service credit reported by the employer, and other service credit that we have on record (such as MERS-to-MERS or Act 88 time). If any of this data is incomplete or inaccurate this can affect the cost estimate. If the participant chooses to retire on a different date, it may increase/decrease the actual cost.

2. Projected Final Average Compensation (FAC)

Future increases in the FAC are assumed to be a 3.00% annual increase. This calculation is dependent on the wages reported by the employer to MERS. If the actual increases end up being different than the assumption, it may increase/decrease the actual cost.

3. Projected Service Credit

It is assumed the participant will continue to work until the earliest date for unreduced retirement benefits unless a specific termination date is shown. Any deviation from the earliest eligibility date may increase/decrease the actual cost.

4. Benefit Program

The current benefit plan provisions are used to calculate the cost of purchasing service credit. If the participant transfers into a different division and is eligible for a benefit plan with different provisions, then the cost may differ from the initial calculation. Likewise costs may differ if the municipality adopts different benefits in the future for any participant that has purchased service credit. These changes will be reflected in the actuarial valuation required to adopt any benefit increase.

5. Investment Assumption

The current investment return assumption for service credit purchase is 6.00%.

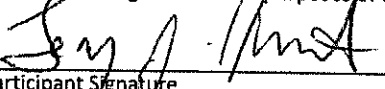
6. Mortality Rate

Assumptions are made on the life expectancies of the participant and their surviving spouse, using tables generated by actuarial professionals.

Section 3: Certification and Authorization

PARTICIPANT CERTIFICATION

I certify the above information is correct and accurate. If this is a purchase of qualifying "other governmental" service, I certify the service has not and will not be recognized for the purposes of obtaining or increasing a pension under another defined benefit retirement plan.


Participant Signature

5-2-23
Date

GOVERNING BODY RESOLUTION

By Resolution of its Governing Body, at its meeting on _____, as provided by the MERS Plan Document, and in accordance with the employer's policy, the employer hereby authorizes the participant named above to make a service credit purchase from MERS as described above. The employer understands this is an estimated cost, calculated using actuarial assumptions approved by the Retirement Board. Any difference between the assumptions and actuarial experience will affect the true cost of the additional service to the employer. The calculation assumptions are outlined above and the employer understands and agrees it is accountable for any difference between estimated and actual costs.

Signature of Authorized Official

Date

Title

MERS Use Only

Payment Received:	Participant Payment:
Service Credit:	ER Payment:
Signed:	



Application for Additional Service Credit Purchase

Section 1: Service Credit Purchase Cost Estimate

With the approval of the employer and the local governing body, participants can purchase additional service credit to help meet an early retirement eligibility provision or to increase their pension benefit. Unlike MERS-to-MERS or Act 88 time, purchased service credit generally cannot be used to reach vesting.

This estimate is only valid for two months after May 1, 2023, the effective date of this calculation.

The cost to purchase service credit for each individual is based on many factors. Below is the information that MERS used to prepare this estimate. Please review the following information for accuracy. If any is incorrect, this estimate may not be correct.

Participant Information

**Jeremy J.
Holwerda**

Date of Birth: 8/9/1975
 Age: 47 years, 8 months
 FAC as of calculation date: \$70,603.74
 Termination Date: 9/1/2024

Employer Information

Cass Co MCF
 1403 / 04

Benefit Program

1.50% Multiplier
 Benefit F55 (With 25 Years of Service)
 Early Reduced (.5%) at Age 50 with 25 Years or Age 55 with 15 Years
 Benefit FAC-5 (5 Year Final Average Compensation)
 8 Year Vesting
 Normal Retirement Age (DB) - 60

Service Credit

Earned service credit as of calculation date: 6 years, 8 months
 Vesting Only Service:
 Other Governmental Service used for Eligibility (MERS or Act 88): 18 years, 8 months
 Type of Credited Service to be Purchased: Generic
 Amount of additional service requested: 5 years, 0 months

Benefit Impact

	Earliest Eligibility Retirement Date	Retirement Age	Projected FAC	X	Service Credit	X	Benefit Multiplier	=	Annual Benefit
Before Proposed Purchase	9/1/2030	55 years 0 months	\$73,623.04		8 years 1 month		1.5%		\$8,926.80
After Proposed Purchase	9/1/2030	55 years 0 months	\$73,623.04		13 years 1 month		1.5%		\$14,448.48

Estimated Cost of This Service Credit Purchase: \$47,348.00

The total cost is due in full at the time of purchase and may be paid by either the participant or employer. You may be eligible to transfer assets from other accounts to make a payment for the purchase, such as: 457 Deferred Compensation Plans; 401 plans; 403(b) plans; and some IRAs (traditional and SIMPLE). To initiate this transfer complete the form *Certification of Qualified Fund Rollover to MERS* (form number F-38). Send signed, approved Application for Additional Service Credit to MERS prior to sending any payment.

Service Credit Purchase Guide



Application

Return a signed copy of the *Application for Additional Service Credit Purchase* within 2 months of the effective date listed on your calculation.

- Signatures required: You and an Authorized Official (contact your HR department with questions)



Payment

Payment in full as determined on the *Application for Additional Service Credit Purchase*

Accepted forms of payment:

DIRECT ROLLOVER

You must first contact the other plan to determine if their rules allow for distribution of your funds for a Service Credit Purchase and to determine how to initiate a rollover.

Return a complete copy of *MERS Certification of Qualified Fund Rollover to MERS* (form F-38) signed by you and the plan administrator.

Examples of eligible plans:

- 401(a) - Defined benefit contributions
- 401(k) plans
- 403 TSA - tax sheltered annuity
- 408 - Traditional IRA's (excludes Simple IRA's)
- Governmental deferred compensation plans [457 (b)]

Rollover amount received by MERS must be for the exact dollar amount listed on the *Application for Additional Service Credit Purchase*.

CHECK

Can be drafted from your Employer's account or be a direct payment from your personal account.

Check must be made payable to "MERS of Michigan" and indicate Service Credit Purchase (SCP) in the memo field.

ELECTRONIC / WIRE TRANSFER

Please notify MERS of the amount and where the funds are coming from.

800.767.6377

Instructions:

JPMorganChase Bank, NA

Bank ABA #: 021000021

Beneficiary Name: Municipal Employees Retirement System of Michigan

Beneficiary Account #: 245000094327



Before purchased service is applied to your account, MERS must receive all required documents and payment. You will receive a confirmation letter when the purchased service is posted.

5th of Retirement

Strengths

- Sense of Commitment
- Great Community Reputations
 - Long term in the community
 - Stability
- Relationship with families
- Provider Services 5x a week
- Caring & aim to do well
- 5 Star Facility
- Outpatient Therapy
- Great Benefits
 - Good wages & pension
 - Investing in employees
- We are looking ahead
- Staffing Numbers
 - Turnover improving
 - RNs are 5 star and would still be here at 80
- Great Management Team
- Able to switch directions with opportunities available
- Census
- The Board
- Mock Survey Process
- Plan Enlarged Campus
- Advocating
- Covid Relief Funding
- Medicaid Rate MOF

Weaknesses

- On boarding for nursing & lots of new
 - Not enough training
 - Staff need trained for care needs of new residents (Skill Sets)
 - Need MDS trained staff for PDPM
 - Team building direct care staff
- Need focus on those who need us most
 - Declined referrals
 - What kind of residents do we want to care for...
- Patients with recent substance abuse
 - Orientation Program (DEVELOPE ON BOARDING FOR NEW STAFF)
- C
- Set clear expectations
- Not my resident, not my job culture training
 - No community services for those discharged
- Discharge Planning
 - Small county (# of people)
 - To many payor sources to chase
 - Ensuring we have adequate staff for activity
 - Rehospitalizations
 - Younger Patients
 - Communication
 - 90 days before insurance

Weaknesses Cont.

- Lack of ownership & accountability
- Efficiency
- Pharmacy timeliness & cost management
- Availability of information
 - Location (i.e., access to policies)
- Clinical capability
 - Trach
- 5 Star facility habits of EES that come from others

Opportunities

- Daycare for youth & elderly
- Younger Residents
- Off campus activities
- Age/Cognition based activities
- Lunch for seniors with community seniors
- Community cooking contest
- Farmers Market
- Baking Contest at fair
- Bake Sale- parking lot
 - Community Involvement
- Loyalty to Cass County residents
- Community Relations
- Education about who we are and what we do
- *Annual picnic, tours, open house
- Community education on Medicare Plans
- Invite high school band to practice in our parking lot
- *Entertainment for our residents, practice for them in other places
 - Ability to change staffing patterns
 - Competent & safe staff providing quality care
- New management staff
- Lots of new staff

Opportunities Cont.

- Staff Education
 - In house training schooling
 - Trach & Tube training
- *To accept more complex acce cases
- *Nurses need training competences and specialties
 - Admission Process
 - Referrals from St. Joe Med. South bend
 - Decisions & case mix
 - Beacon Health cutting pay
 - Add Grammarly to PPC/ Chrome
 - County Integration
 - Social Media
 - Find grants to support future endeavors
 - Train one of the dogs to sniff out bed bugs
 - Consider flexible schedules and insurance for part time employees
 - Grandmother reads a story at certain time of day
 - Music programs with all seniors invited
 - Community Visibility
 - Prep for millage, organize plan
- Make a wish program
 - Feds monitoring of Advantage Plans

Opportunities Cont.

- Becoming more efficient in delivery of care
- Looking at care processes
- Turnover
- Stealing staff from other employers

Threats

- Company contacting board to buy facility
- Advantage Plan
 - Cause quick turn around
- Declining population to care for elders
- Communication between departments
- Pest Infestation
- Millage Revenue stops F/Y 2025
- Transportation
- Policies
- Admission on Friday and thru the weekend
- Pre Vs Post pandemic workload
 - Sicker, more frail
- No or little weekend Rx delivery
- Case mix causes more staff workload and documentation
- Money losses
- Number of staff needs – don't exist
- Some Siloing
 - Not my job
- Not my resident
 - Nursing home instability post covid

1. Stabilize cash

-Cash balance \$3.5 M by 9/30/2024

2. Creating home as evidenced by resident satisfaction survey score from _____ to _____ by 9/30/2024.

3. Improve nursing skill competencies aeb down hospital from _____ to _____ improving PI from _____ to _____ and decrease fall QM from _____ to _____ by 3/30/2024.

4. Improving cultural competency and generational awareness aeb resident sats (discharge) F/U from _____ to _____ by 9/30/2024.

Orientation and Training - Helen

Admission Process - Jamie

Communication- all – Karen

Discharge Process - Allison

Resident Well-Being Goals

1. Cultural Competency; Generational Awareness
2. Education (increasing)
 - *Resident Satisfaction
 - *Discharge Follow ups
 - *Survey Monkey
3. Initiation of Trama Assessment, Care Plans, End of Year
4. Relevant- recent admissions
5. End of Year

Physical Plant Goal

1. Creating a home
2. Education (increase) about hoarding
vs lots of personal possessions
3. POC resolved
 - Responses to POC MDS belongings
important
4. Relevant/Realistic- accepted POC
5. End of Year

4 Goals

1. Financial
2. Physical Plants
3. Clinical
4. Well-Being

Builds Trust

Destroys Trust

- Timely addressing concerns
- Active Listening
- Show Support
- Truth/Honesty
- Being Genuine
- Sincerity
- Effective Communication
- Consistency
- Kindness
- Admitting when wrong/don't know
- Support; backing your team
- Don't stay quiet when you see wrong
 - Not being real
 - Betraying confidences
- Failure to follow up
- Too busy to listen
- Telling different people things
- Gossip
- Insincerity
- Lies
- Negativity
- Not being visible
- Not doing your share
- Not being accountable
- Gaslighting
- Misdirection

Affirmations

- Own what you are affirming
- It is realistic & believable to you
- Frame the statement in present tense
 - “I am.....”
 - “I do.....”
 - “I work.....”
- See it & feel it as if it already exists!



CULTIVATING
KINDNESS

May 17th

Wednesday 11:30

To Commemorate Nursing Home Week, Kelli at Fiala & Smith

T-Shirt Company will bring in Pizza & Fruit Trays for All Staff.

If you are not working- feel free and join your co-workers!

Thanking Everyone for the Great Work we do Serving Residents
of Cass County!!

Nursing Home Week May 14th - 20th

Nursing Home Week Continues 😊


Friday, May 19th is CASS DOG DAY !

In appreciation for all you do, we invite you to enjoy
A free meal.


What is a Cass Dog? Surprise lol
You won't know til you come and partake
of this delicious treat 😊

Swing by at noon, 630pm or 1130pm
(or all 3 if you love 'em)

See you there!



Thank You
For The
Amazing Job
you do every day!



P.S.

**Your T-Shirt orders will be arriving soon.
You all are greatly appreciated by
management, co-workers, friends, families
and especially by our residents.**

Cass County Medical Care Facility
EMPLOYEE ROSTER

April 2023

Cass County Medical Care Facility had a total of (5) "Resignations/ "Terminations/Retirement", and (2) "New Hires"

RESIGNATIONS

Nursing/C.N.A.-Full Time-Quit-3/20/23 - 4/18/23
Nursing/RN-Full Time-Quit-7/9/19 - 4/16/23
Nursing/C.N.A.-Full Time-Quit-1/30/23 - 4/24/23
Activities/Temp. Hospitality Aide-Quit (temps no longer needed) 1/11/23 - 4/27/23
Activities/Temp. Hospitality Aide-Quit (temps no longer needed)12/1/22 - 4/30/23

NEW HIRES

Nursing/RN Unit Manager-Full Time - 4/13/23
Nursing/ADON - Full Time- 3/24/23

VACANT POSITIONS/RECRUITING

C.N.A, RN, LPN

Full-Time 108
Part-time: 20
PRN 24

RN: 12
LPN: 07
C.N.A.: 57
Maintenance: 03
Administration: 26
Dietary: 14
Activities 10
EVS 14
Therapy 09

TOTAL: 152

Cass County Medical Care Facility

EMPLOYEE ROSTER

May 2023

Cass County Medical Care Facility had a total of (5) "Resignations/ "Terminations/Retirement", and (5) "New Hires"

RESIGNATIONS

Activities/Temp. Hospitality Aide-Quit (temps no longer needed) 5/10/22 – 5/1/23
EVS/Housekeeping-Full Time-Quit-4/10/23-5/4/23
Nursing/RN-Full Time-Terminated-5/19/22-5/5/23
EVS/Housekeeping-Part Time-Quit-4/10/23-5/7-23
Activities/Activity Assistant-Full Time-Retired-8/21/00-5/31/23

NEW HIRES

Dietary/Dietary Aide-Part Time-5/23/23
EVS/Housekeeping-Part Time-5/31/23
Nursing/CNA-Part Time-5/31/23
Nursing/CNA-Part Time-5/31/23
Nursing/CNA-Part Time-5/31/23

VACANT POSITIONS/RECRUITING

C.N.A, RN, LPN

Full-Time 105
Part-time: 22
PRN 25

RN: 11
LPN: 07
C.N.A.: 60
Maintenance: 03
Administration: 26
Dietary: 14
Activities 10
EVS 13
Therapy 09

TOTAL: 152

May 2023

CCMCF NEWSLETTER

23770 HOSPITAL ST CASSOPOLIS, MI 49031



Celebrating May

Adopt a Horse Month

Older Americans Month

Mystery Month

May Day

May 1

Star Wars Day

May 4

Cinco de Mayo

May 5

Salvation Army Week

May 15–21

Mother's Day

May 14

**International Museum
Day**

May 18

Victoria Day (Canada)

May 22

World Lindy Hop Day

May 26

Memorial Day (U.S.)

May 29

Hold Your Horses

Heritage breeds are livestock breeds that were raised in an era before the industrialization of agriculture. These are the chickens, pigs, cattle, sheep, and horses that were selected and bred to thrive on small family farms. Over centuries, these breeds have developed genetic attributes that make them special: resistance to disease and parasites, the ability to forage, longevity, and reliable reproduction. May 15–21, Heritage Breeds Week, is a time to ensure that these rare breeds survive before they are lost forever.

Just as animals in the wild are threatened by habitat loss, heritage breeds are threatened by modern agricultural practices that no longer value the genetic diversity of such animals. Many heritage breeds face extinction. And just as biodiversity in the wild ensures the health of an ecosystem, biodiversity in agriculture ensures the health of that entire industry.

Since 2017, the Endangered Equine Alliance has worked tirelessly to secure the diversity of heritage horse breeds. Sometimes the most threatened horse breeds are also the most famous. Clydesdales, the big, friendly horses best known for pulling the Budweiser wagon, number less than 5,000 worldwide. These gentle giants are beloved for their beauty and versatility; they are calm and hard-working, equally suited to ride, pull a wagon, or haul timber.

Another critically threatened breed that enjoys a degree of fame is the Banker horse, the feral breed that inhabits the Outer Banks of North Carolina. These non-native horses are valued for their unique history as descendants of Spanish horses brought to America in the 16th century. Perhaps the most endangered horse breed is the American Cream Draft horse; only 400 exist worldwide. Luckily, many of these horses are actively being saved today through conservation programs. The next time you visit a farm, you might just be visiting the home of some of the rarest heritage breeds known to agriculture.

A Cheesy Tradition

The rolling hills of Gloucestershire, England, are usually quiet, except on the last Monday in May when the locals participate in one of the world's wildest competitions: the annual Cheese-Rolling at Cooper's Hill. These are the famous cheese races, where men and women, young and old, chase a nine-pound wheel of Double Gloucester cheese down a precipitous hill. The first one to catch the wheel wins the cheese, but the cheese rolls so fast—up to 70 mph!—that this almost never happens. Instead, the first one to cross the finish line is usually declared the winner.



The most famous aspect of the race is not the cheese, but Cooper's Hill. This hill is so steep and treacherous that every year injuries occur. In 2007, in a notoriously wet and windy race, 20-year-old Christopher

Anderson tumbled head-over-heels across the finish line and fell unconscious. When he awoke, miraculously unhurt, he learned that he had won a victory worth its weight in cheese.

Written records date the cheese-rolling in Gloucestershire back 200 years, but even then, it was considered an old tradition, with some claiming that it began in the 1400s. Since 1988, the cheese has been handmade by local cheese-maker Diana Smart, using milk from her own Brown Swiss, Holstein, and Gloucester cows at Churcham farm. Her cheese wheels are housed in a protective wooden casing and then wrapped in traditional blue and red ribbons. Between 1941 and 1954, due to food rationing during World War II, a wooden cheese was used. The largest cheese ever rolled was a 40-pound cheddar donated by New Zealand in 1958.

The sport's reach has gone global, and athletes from all over the world now compete. Winners have hailed from Canada, Australia, New Zealand, the United States, Belgium, Egypt, and Nepal. Hundreds of spectators often arrive to watch the festivities, taking their lives in their hands as they throng the hill to watch the speedy cheese and its foolhardy followers.

Wildlife Wonderlands

May is Gardening for Wildlife month, offering plenty of time to plant the flowers, shrubs, and trees that are vital habitat for insects, birds, mammals, and more. Whether you have a city balcony or several acres in the country, the first crucial step to providing habitat for wildlife is to plant native species. These are the flowers, trees, and shrubs that are best suited to survive in the local climate. These species often act as invaluable food sources for wildlife. After all, animals have evolved side-by-side with these plant species for millennia. Native plants also provide spaces for animals to hide from predators, take shelter from the elements, and build nests and dens to raise young.

One of the most important contributions native species make is to attract insects. Insects aren't just a food source for animals; they also play a vital role as pollinators. Equally important to a wildlife garden is a water source. This can be a stream or fountain, but a shallow bird bath is often good enough. If you start planting early, you might even spy the endangered monarch butterfly by May 6, Start Seeing Monarchs Day.

Berry Pleasing



Peak season for picking strawberries is April, which makes May, as Strawberry Month, the perfect time to enjoy these luscious, red berries. In ancient Rome, strawberries

were a symbol of Venus, the goddess of love and beauty, thanks to their heart shape and red color. Strawberries are linked to the myth of the death of Adonis. He was gored to death by a boar in a hunting accident, which broke Venus' heart. As she cried, her tears mingled with Adonis' blood, and when they hit the ground, they turned into strawberries. Strawberries have long been associated with love, purity, and perfection. No wonder they are a perfect May snack!

The Milwaukee Bridge War

Milwaukee, Wisconsin, began as three separate settlements, each named for its founder. Juneautown, east of the Milwaukee River, was settled by Solomon Juneau in 1818. West of the river was Kilbourntown, an area settled by Byron Kilbourn 16 years later in 1834. To the northwest, where the river emptied into Lake Michigan, lay Walker's Point, settled by George Walker in 1834. Each man believed his settlement to be the center of Milwaukee, and tensions between the settlements ran high until the Milwaukee Bridge War erupted on May 3, 1845.

Kilbourn made the first move, against Juneautown in 1835 when he laid out a street grid west of the river that completely ignored the existing grid in Juneautown to the east. Kilbourn's maps showed Juneautown as a blank, undeveloped space, an assertion he continued to make to the steamship captains traveling upriver to deliver vital goods to his west-side outpost. Kilbourn's ploy was clear: isolate Juneautown and make it reliant on a superior Kilbourntown.



Despite Kilbourn's efforts, Juneautown remained the most populous of the three Milwaukee settlements. Hostilities between the neighborhoods persisted even as bridges were built over the Milwaukee River to connect the competing districts, until May 3, 1845, when a schooner rammed and partially wrecked a Kilbourn-supported bridge at Spring Street.


Kilbournians accused the Juneaus of bribing the captain. They retaliated by damaging a bridge important to Juneautown. The Kilbournians also dismantled another Juneautown bridge for spare parts to fix their own, causing that bridge to collapse. In less than a month, four of the town's five bridges were destroyed. Throughout the summer, both sides armed themselves and prepared for battle. Miraculously, tensions calmed. Three new bridges were built under armed guard, and in January of 1846, the city of Milwaukee was formed.

A Week for Geeks

The first week of May is celebrated as Geek Week, a week to unabashedly enjoy all things related to geekdom. But what does it mean to be a geek these days? The word *geek* was originally applied to unskilled carnival workers considered to lack any social graces. The word was later applied to *computer geeks*, or the highly intelligent but socially awkward computer techs who sat in front of a computer screen all day. By the end of the 20th century, geeks were no longer considered social outcasts but now built enormous communities around alternative, pop-cultural touchstones, like comic books, fantasy role-playing games, the Japanese graphic novels known as *manga*, and science-fiction movies like *Star Wars*.

Where it was once easy to make fun of the geeks who obsessed over these offbeat, non-mainstream trends, the geeks have now united to enjoy their fandom together. Perhaps the greatest gatherings in all of Geekdom are Comic Cons, those famous comic-book conventions where geeks dress as their favorite characters and run wild together.

In It for the Long Haul



The second Saturday in May is celebrated as World Migratory Bird Day. When you get to know some of the world's more impressive migratory birds, you'll understand why this is a worldwide celebration. Consider the Arctic tern, a small bird that flies from pole to pole each year, logging 30,000 miles. To survive this epic journey, terns must find many places to stop along the way throughout Europe, North and South America, and Africa, making it crucial for countries all around the world to provide habitat for these long haulers. With these remarkable birds living up to 30 years, the total life journey of a tern is equivalent to flying round trip three times to the moon and back. That is an accomplishment worth celebrating.

The U.S. Camel Corps

The pioneers leading the march into the American southwest during the 1830s faced parched deserts and other inhospitable conditions. After spending several years on the American frontier, U.S. Army Lieutenant George Crosman proposed a solution: "For strength in carrying burdens, for patient endurance of labor, and privation of food, water, and rest, and in some respects speed also, the camel and dromedary (as the Arabian camel is called) are unrivaled among animals."



Crosman's outlandish suggestion of utilizing camels as beasts of burden was largely ignored by the War Department. Then, in 1847,

Crosman met Major Henry Wayne, another camel enthusiast. Wayne passionately took up the cause, petitioning both the War Department and Congress to import camels for military use. Finally, after years of negotiations and politicking, and with the help of Secretary of War Jefferson Davis, on May 14, 1856, Wayne disembarked from the vessel *Supply* at Indianola, Texas, with 34 camels. Wayne then moved his herd to Camp Verde, 60 miles northwest of San Antonio, and set up the U.S. Army's first Camel Corps.

Eager to prove the camels' worth, Wayne tested them against a team of mules. The camels made a roundtrip to San Antonio in just two days' time, both moving more than twice as fast as the mules and carrying double the weight. The response from Secretary Davis was enthusiastic. In February of 1857, forty-one more camels arrived at Camp Verde for Wayne to train.

The defining test of the Camel Corps' worth came in June of 1857, when camels were used as part of a surveying expedition ranging from New Mexico to the border of Arizona and California. Expedition leader Edward Beale was skeptical, but by the second week of the journey, he was convinced of the camels' worth, writing: "Certainly there never was anything so patient and enduring and so little troublesome as this noble animal." Alas, the outbreak of the Civil War ended the camel experiment entirely.

May Birthdays

In astrology, those born from May 1–20 are Taurus' Bulls. Bulls are reliable workers who take a slow-and-steady approach to finishing tasks. They do expect a reward for their hard work and love little indulgences. Those born from May 21–31 are the Twins of Gemini. Energetic and spontaneous, Geminis are great at connecting with others, making them ideal candidates for networking and sales.

Dwayne Johnson (actor) – May 2, 1972
 Audrey Hepburn (actress) – May 4, 1929
 George Clooney (actor) – May 6, 1961
 Don Rickles (comedian) – May 8, 1926
 Fred Astaire (dancer) – May 10, 1899
 Stevie Wonder (musician) – May 13, 1950
 Malcolm X (activist) – May 19, 1925
 Mr. T (actor) – May 21, 1952
 Patti LaBelle (singer) – May 24, 1944
 Ian Fleming (novelist) – May 28, 1908
 Brooke Shields (actress) – May 31, 1965

MAY RESIDENT BIRTHDAYS

BETTY SINDELL	5/2
LILLIAN DOMBROWSKI	5/5
BARBRA BALESTRERI	5/13
JENNIFER FLEWELLEN	5/19
TORI BASS	5/29
DANIEL JONES	5/29

June 2023

CCMCF NEWSLETTER

23770 HOSPITAL ST CASSOPOLIS MI 49031

Celebrating June

Men's Health Month

Perennial Gardening Month

**Caribbean American
Heritage Month**

Go Barefoot Day
June 1

World Bicycle Day
June 3

D-Day
June 6

Flag Week (U.S.)
June 11-17

Worldwide Day of Giving
June 15

Father's Day
June 18

World Music Day
June 21

**Great American Backyard
Campout**
June 24

Social Media Day
June 30

A Holey History

Each year, 10 billion doughnuts are made in the United States. That's 30 doughnuts (and a few extra pounds) for every single person in America. With 13,000 doughnut shops lining America's streets, it should be easy to find one of your favorites on June 2, National Donut Day.


Doughnuts have been a beloved treat in America since the 17th century. It was the Dutch, settling in New Amsterdam (present-day New York), who first fried dough in oil. These first doughnuts were called *olykoeks*, or "oily cakes." Of course, these original *olykoeks* were more fried dough than doughnut and did not yet have their signature hole in the middle. We have to fast-forward almost 200 years until Elizabeth Gregory, the mother of a ship captain, created what we might recognize as the first true doughnut.

Gregory fried her dough with nutmeg, cinnamon, and lemon rind, ingredients undoubtedly borrowed from her son's cargo hold. She also added hazelnuts and walnuts to the doughy center, the spot that might be undercooked. Gregory thoughtfully called her new recipe a *doughnut*. It was her son, Captain Gregory, who made the doughnut round with a hole in its center. Some claim that the hole allowed the doughnut to be placed on the spoke of the ship's wheel, allowing the captain to steer with both hands. In an interview with the *Boston Post* newspaper, Captain Gregory recollected how he cut the first hole in a doughnut with the top of a round, tin pepper box.

Doughnuts did not become the beloved treat they are today until World War I, when Salvation Army volunteers brought doughnuts to American soldiers in the trenches to lift their spirits and remind them of home. And it wasn't until the first Dunkin' Donuts opened in Quincy, Massachusetts, in 1950 that the spelling changed from *doughnut* to *donut*. It was once spelled *donut* only in America, but we now find donuts (and doughnuts) as far away as Great Britain, Australia, and New Zealand.

Summer Camp

Last year alone, America's national parks were visited by almost 312 million people, evidence of how much we crave the clean air, beautiful scenery, and tranquility of the outdoors. Is there any better way to immerse yourself in nature than camping? June is Camping Month, and these days you no longer have to "rough it" to enjoy the splendors of nature. A variety of camping options abound that provide all the amenities and comforts of home.



The *glamping* ("glamorous camping") trend has hit the mainstream. Tents are large and comfortable, outfitted with electricity, beds, furniture,

kitchens, and even running and heated water. Some campgrounds offer yurts, those round tents from Mongolia, or fabulous architectural tree houses that turn traditional camping into a fairytale dream. Of course, glamping doesn't come cheap, with tents sometimes costing as much as luxury hotel rooms.

RVs, too, have become luxury vehicles. Some RVs are 45 feet long and boast king-sized beds, guest rooms, full bathrooms, leather sofas, quartz countertops in the kitchen, motorized dining tables, washers, dryers, full-sized refrigerators, dishwashers, multiple TVs, skylights, patios, electric fireplaces, Wi-Fi, and jacuzzi-like tubs. One model even has a rooftop lounge with a pop-up sun shield to keep you cool during the day and a heated floor to keep your feet warm while stargazing at night. These RVs are more like luxury apartments on wheels, and they often cost as much, with prices typically soaring over one million dollars.

For those who still want to rough it, there are wilderness survival-skill camps. Professional survivalists lead you into the wilderness without a backpack or any gear and teach you how to live off the land, build your own shelter, and find your own food and water. While this might not be as comfortable as glamping, some might find the challenge more rewarding.

Flipping Out

Having trouble making a decision? Just flip a coin on June 1, Flip a Coin Day! The first coins were minted in ancient Lydia, an Anatolian kingdom located in present-day Turkey. They were not much more than blobs of silver or gold pressed with images of lions and lambs, but they forever transformed the way humans trade with and pay each other.

The first records of coins being tossed to make decisions date back to ancient Rome, where the practice was not called "heads or tails," but *navia aut caput*, or "ships and heads." One side of the coin depicted the emperor and the other the prow of a ship. One did not call out "ships" or "heads" mid-toss; instead, one person was assigned the head. If heads turned up, they won and were considered to have won the favor of the emperor. If ships turned up, they lost to their opponent. Decisions great and small have been settled by coin tosses. One notable coin toss concerned the naming of Oregon's largest city. As we now know, the winner named it Portland. The loser would have named it Boston.

Going Postal



On June 13, 1920, the United States Postal Service declared that it would no longer send children by parcel post. As strange as it may seem, we now remember June 13 as No Mailing Children Day. On

January 1, 1913, the U.S. Post began mailing parcels and packages. Americans could now buy and sell large dry goods by mail. Some, however, took advantage of this service and sent their children through the mail. After all, the delivery cost of mail was cheaper than a train ticket. Newspaper headlines captured the phenomenon: "Mail Carrier Safely Delivers Boy of 10 3/4 lbs to Grandmother, Cost 15 Cents." Assistant Postmaster General John Koons eventually declared that children didn't fit within the classification of harmless live animals.

A Witchy History

The city of Salem, Massachusetts, is infamous for its witch trials of the late 17th century. On June 10, 1692, Bridget Bishop became the trials' first victim. While the witchcraft hysteria gripping Salem lasted just one year, its legend and lore have lived on for centuries.



There was a time when Salem wanted to forget its sordid history. As late as 1895—over 200 years after the hysteria—the *Philadelphia Inquirer* ran

a headline reading, "The People of Salem Do Not Like to Be Questioned in Regard to the Witchery Affair." It wasn't until playwright Arthur Miller wrote *The Crucible* in 1953 as an allegorical response to Senator Joseph McCarthy's anticommunist hearings that the witch trials entered the popular imagination.

Historians and scientists began to reexamine the cause of the hysteria. Some scholars suggested that piety was the root of the problem. Notions of witchcraft came straight from scripture. Pious people accused others of witchcraft, while pious judges adjudicated the trials.

Others have blamed ergot poisoning. The theory goes that stores of rye contaminated with ergot fungus caused residents of Salem to hallucinate, convulse, and suffer delusions, symptoms that were equated with witchcraft. Over the years, this theory was debunked, only to be revived, debunked, and revived again.

No one truly knows how the all-consuming witch hysteria gripped the community of Salem and other surrounding towns. Other theories point to corrupt church politics, family feuds, and the absence of a modern justice system. What we do know is that the city of Salem has tried to make amends to Bridget Bishop and the hundreds of other victims who were wrongfully charged and punished. Salem opened the popular Salem Witch Museum in 1972 and dedicated a Witch Trials Memorial in 1992.

The People's Car

June 22 is Worldwide VW Beetle Day. What has made the Volkswagen Beetle one of the world's most recognizable and beloved automobiles? First and foremost is its innovative and fun design—a small and compact car with an innovative curved roof, a feature that makes it both aerodynamic and adorable. The Beetle was designed for much more than just fun, however; it was also affordable, practical, and reliable. *Volkswagen* means the "people's car," and these cars were intended to be affordable for all, costing just 31 weeks' worth of pay. Vintage Beetles sported an air-cooled rear engine, which meant that it did not need expensive cooling units and could reliably operate in both heat and cold. It also got excellent gas mileage, more than 30 miles to the gallon. The car's simple engine and parts were easy to replace and inexpensive to repair and maintain. All of these reasons made the VW Beetle the world's best-selling car for decades. The original Beetle was so popular that it was built for 65 straight years from 1938 to 2003, making it the longest-produced vehicle in history. No other car even comes close.

Father's Day up in Flames



Father's Day is on June 18, and that likely means that dads will be getting plenty of ties as gifts. The first Father's Day in America was proposed by Sonora Louise Smart Dodd in 1909, who wanted to honor her father, a Civil War veteran and widowed single dad. On the first Father's Day, Dodd suggested that all fathers be honored with a rose—red for those still living, and white worn for those who had passed. In France, dads receive quite a different gift: a Flaminaire lighter. Flaminaire commercialized the first lighters in 1908, but it wasn't until the 1950s, when consumerism began to peak, that the Flaminaire company embarked on an ad campaign linking their lighters to a French Father's Day. It has been traditional to offer dad a lighter ever since.

The Ghosts of Thailand

Each June, the city of Dan Sai in Thailand holds its three-day ghost festival known as *Phi Ka Thon*. The festival commemorates an ancient journey taken by Prince Vessantara, an incarnation of the Buddha in one of his past lives. The legend states that the prince gave up everything he owned and disappeared to take a great personal journey. He was gone so long that everyone thought him dead. When he returned, alive and in good health, the village was so happy that it threw a party so boisterous that it could wake the dead. That party is remembered today as Phi Ka Thon, a festival fit to wake ghosts and spirits.



The festival begins with a parade of villagers dressed in elaborate and hand-painted ghost masks and costumes. Music, dancing, and boisterous games create a raucous revelry that is an attempt to wake the spirits. The masks

often take hours to complete. Where it was once considered bad luck to keep the masks after the festival was over, the artistry has made them valuable collectors' items.

Phi Ka Thon is part of the larger Buddhist festival of *Bun Phawet*, a merit-making festival. Merit-making is an ancient and important Buddhist practice. *Merit* is the belief that performing good deeds and prayers creates a beneficial and protective force, leading to good fortune, helping individuals on the path to Enlightenment, and even helping the dead adjust to their new lives. During Bun Phawet, Buddhist monks who have spent a year devotedly meditating are finally and honorably ordained. Villagers pay their respects to the monks and create merit by offering gifts of food and money trees. Merit is also shared with the spirits and ghosts roused by the festival celebrations.

The final day of the festival is when the monks give sermons to the villagers, reciprocating the merit that they had received and preparing for another year of prayer and meditation.

June Birthdays

In astrology, those born June 1–20 are Gemini's Twins. Energetic and spontaneous, Geminis are great at connecting with others, making them ideal candidates for networking and sales. Those born June 21–30 are the Crabs of Cancer. Guided by their hearts, Crabs are emotional and nurturing. They create deep bonds with friends and comfortable homes that are warm and welcoming.

Morgan Freeman (actor) – June 1, 1937
 Angelina Jolie (actress) – June 4, 1975
 Prince (musician) – June 7, 1958
 Maya Moore (athlete) – June 11, 1989
 Anne Frank (diarist) – June 12, 1929
 Venus Williams (athlete) – June 17, 1980
 Zoe Saldana (actress) – June 19, 1978
 Lionel Richie (singer) – June 20, 1949
 Pearl S. Buck (writer) – June 26, 1892
 Helen Keller (activist) – June 27, 1880
 Lena Horne (singer) – June 30, 1917

JUNE RESIDENT BIRTHDAYS

VIRGINIA KLINE	6/6
SHARON GRAHL	6/9
ABE JACKO	6/12
LARRY JOHNSON	6/13
JUNE STANTON	6/14
ERIKA CLARK	6/16
JOE JACKSON	6/21
GLORIA MORRIS	6/25
KARLA UTRUP	6/28

CCMCF NEWS AND UPDATES

JUNE 2023

While the weather has much improved (I say this as we currently have constant ups and downs with the temperature, and I am currently wearing a sweatshirt), there is still room for improvement. We took advantage of the warmer days and planted many vegetables to grow and donate, and there is already a tomato plant bearing fruit! Once we get a good amount of veggies, we will head to Helping Hands and do a delivery, it is always good to do something good for the community.

Activity wise, we are planning a trip to the fair on August 3rd and once we get the list of everyone who wants to attend, then we will be making more plans to make sure everyone who attends has a good time!

Also in the works for August is a community wide picnic, which will take a lot of planning and arranging, but we are not afraid of a little planning. There are a lot of people working together to plan this event, and we want to make this a major event!

The fourth of July is fast approaching, and we are planning on setting off fireworks for our residents to enjoy! It will not be in competition with town and their fireworks, just a little something for our folks to celebrate this important day in our history.

There are also plans in the works for more impromptu trips, now that I have my chauffeur's license, so that is more fun times to look forward to!

Be good to each other

Steve Jacko

CCMCF NEWS AND UPDATES

It is now May, and it seems that the weather is planning on staying on the warmer side, with many opportunities to get outside and enjoy the lovely weather we are experiencing currently, with nicer and warmer weather on its way!

Last month, the weather did not cooperate with us to the extent of being able to be outside enough to do activities, but we did try a few different activities for everyone to enjoy. We played the Wii console a couple times to try something different to get folks moving, plus we started making more snacks to fit with the changing weather.

We currently have a big week of entertainment coming up for the week of May 14-20th. This will kick off national Skilled Nursing Care Week, with Al Mott performing on Monday afternoon, the zoo will visit on the 18th in the afternoon as well, as everyone's loved maintenance man Clarence performing on the 19th as well. The theme of this weeks Skilled Nursing Care Week is "Cultivating Kindness", so please keep this in mind with fellow residents, fellow workers, and families to help everyone is getting what is needed to move forward and be as healthy and happy as possible!

Enjoy the lovely weather we are having, and remember to be good to each other.

CCMCF NEWS AND UPDATES

The nice weather finally came to visit for a bit, but decided to take another break. No worries though, it should be a short break.

With the decent weather that we did have, we took full advantage of it and had many folks outside. We also broke out the Wii console to try to have a game/exercise activity. While it did not have a large turnout, some folks did ask when we will be doing it again (have another one scheduled at the end of the month). We will still veer more towards having more outside activities, as well as some courtyard gardening coming up in the near future.

In the month of May, we have a few things going on to look forward to. Mother's day will be on the 14th, and that also starts National Skilled Nursing Care Week, and we have a few things planned during this week. We will have our maintenance man Clarence perform, and we are trying to get in Al Mott in that week as well. If that week will not work, we will try another week. Also that week, the zoo will be back in for their bimonthly visit on the 17th, and that is always fun for everyone!

As we look out at the wacky weather this week, remember that it will not last like this much longer, and I believe most people will be happier about that!

Be good to each other

Steve Jacko

RESIDENT COUNCIL

6/8/23 3:00-3:45

RESIDENTS

Ardith Higley

Diana Lutz

Nance Kurdlemeyer

Ruth Newton

Dorothy Sachjen

Betty Greathouse

Abe Jacko

Renee Neldon

Tori Bass

Virginia Kline

Essie Mickens

STAFF

Steve Jacko

Ginger Byers

Michele Kline

Gwen Doolan

Ardith Higley open the meeting.

Four residents were read and discussed: To keep clothing and personal possessions, To have the nursing home keep and manage up to \$5000 of your money for you, To advance notice before your roommate is changed, and To have information about you kept private.

The first thing discussed in resident council was to nominate a new vice president due to the passing of our last vice president. Diana Lutz was nominated and voted for.

HOUSEKEEPING- No issues

LAUNDRY-It was discussed that sometimes clothes are making it to the wrong room, but it was discussed that it is possible that a mistake was made, but mostly no issues.

KITCHEN-The residents are still expressing that their breakfast down the halls is cold, Ginger expressed that they are working on changing the process up so that the meals will be warmer down the halls. Ginger also stated that they will be getting a milkshake machine, and everyone liked the sound of that.

MAINTENANCE- No issues

NURSING- No issues

ACTIVITIES- The residents have expressed that the activity staff that are involved in bingo make sure to check that the winners are in fact winners, and I expressed that it is an easy fix and they will double check the winners. It was discussed that the fair is coming up and we have started planning on that first by finding out who would like to go. Diana expressed that we need new markers, so those will be ordered very soon. The vegetables we have planted have started coming up nicely, and it will be exciting to be able to help the community by donating them.

Tori closed the meeting.

Respectfully submitted,

Steve Jacko



**Care Compare Five-Star Ratings of Nursing Homes
Provider Rating Report for April 2023**

**Ratings for Cass County Medical Care Facil (235352)
Cassopolis, Michigan**

Overall Quality	Health Inspection	Quality Measures	Staffing
★★★★★	★★★★	★★★★★	★★★★★

The Five-Star ratings provided above will be displayed for your nursing home on the Care Compare website on or around April 26, 2023. The health inspection rating incorporates data reported through March 31, 2023. The time periods for each of the quality measures that contribute to the Quality Measure (QM) rating can be found in the QM tables located later in this report. The staffing rating is based on payroll-based journal (PBJ) staffing data reported through the fourth calendar quarter of 2022.

Helpline

The Five-Star Helpline will operate Monday - Friday **April 24 - 28, 2023**. Hours of operation will be from 9 am - 5 pm ET, 8 am - 4 pm CT, 7 am - 3 pm MT, and 6 am - 2 pm PT. The Helpline number is 1-800-839-9290. The Helpline will be available again **May 29 - June 2, 2023**. During other times, direct inquiries to BetterCare@cms.hhs.gov as Helpline staff help respond to e-mail inquiries when the telephone Helpline is not operational.

Important News

Adjusting Quality Measure Ratings due to Schizophrenia Audits

In January 2023, CMS began conducting audits of schizophrenia coding in the Minimum Data Set (MDS) data. Facilities selected for an audit will receive a letter explaining the purpose of the audit, the process that will be utilized, and instructions for providing supporting documentation. During the audit process, facilities will have the opportunity to ask questions and seek any clarification needed. Additionally, at the conclusion of the audit, the facility will have the opportunity to discuss the audit results with CMS.

Important News (continued)

Based upon the results of these audits, CMS will adjust the Nursing Home Care Compare quality measure star ratings for facilities whose audits reveal inaccurate coding. Facilities that have coding inaccuracies identified through the schizophrenia MDS audit will have their QM ratings adjusted as follows:

- The Overall QM and long stay QM ratings will be downgraded to one star for six months (this could potentially drop the overall rating by 1 star unless the overall rating is already 1 star).
- The short stay QM rating will be suppressed for those same six months.
- The long stay antipsychotic QM will be suppressed for 12 months, and the facility will receive the minimum number of points (15) for this measure for months 7-12.

Note: The lifting of the downgrade and/or suppression at the timeframes above are subject to CMS verifying that the issues have been corrected.

For facilities that admit miscoding after being notified by CMS that the facility will be audited, but prior to the start of the audit, CMS will consider a lesser action related to their star ratings than those listed above, such as suppression of the QM ratings (rather than downgrade).

Health Inspections

The Five-Star health inspection rating listed on the first page of this report is based on three cycles of survey data and three years of complaint and focused infection control inspections and incorporates data reported through March 31, 2023.

Your Health Inspection Rating

Provided below are the survey dates included in the calculation of the health inspection rating for your facility. The dates listed include standard survey dates as well as dates of complaint inspections and focused infection control inspections that resulted in deficiencies. For more detailed information about the deficiencies cited on each survey, please visit: <https://data.cms.gov/provider-data/>. This website updates on the same day as the Care Compare website. Any additional revisit points can be found in the 'Provider Information' table at the link provided above.

Health Inspection Rating Cycle 1 Survey Dates:

December 13, 2021

Health Inspection Rating Cycle 2 Survey Dates:

October 7, 2020

Health Inspection Rating Cycle 3 Survey Dates:

April 17, 2019

July 14, 2020

September 3, 2020

October 7, 2020

Total weighted health inspection score for your facility: 46.7

State-level Health Inspection Cut Points for Michigan				
1 Star	2 Stars	3 Stars	4 Stars	5 Stars
>183.83	108.01-183.83	69.84-108.00	28.34-69.83	0.00-28.33

Please note that the state cut points are recalculated each month, but the total weighted health inspection score for your facility is compared to the cut points only if there is a change in your score.

Citations under IDR/IIDR

Below is a listing of health inspection citations for your nursing home that are under IDR or IIDR. These citations are reported on the Care Compare website; however, they are not included in the health inspection rating.

Your nursing home has no health inspection citations under IDR/IIDR.

Long-Stay Quality Measures that are Included in the QM Rating

MDS Long-Stay Measures	Provider 235352					Rating Points	MI	US
	2022Q1	2022Q2	2022Q3	2022Q4	4Q avg		4Q avg	4Q avg
<i>Lower percentages are better.</i>								
Percentage of residents experiencing one or more falls with major injury	1.8%	1.7%	0.0%	0.0%	0.9%	100	2.9%	3.4%
Percentage of high-risk residents with pressure sores	4.2%	7.7%	2.2%	2.3%	4.3%	80	8.7%	8.1%
Percentage of residents with a urinary tract infection	1.8%	1.7%	1.8%	0.0%	1.3%	80	2.2%	2.3%
Percentage of residents with a catheter inserted and left in their bladder ¹	0.0%	1.9%	0.0%	0.0%	0.5%	80	1.6%	1.7%
Percentage of residents whose need for help with daily activities has increased	10.7%	10.5%	5.5%	9.6%	9.1%	135	12.3%	14.8%
Percentage of residents who received an antipsychotic medication	5.7%	5.5%	3.9%	4.0%	4.8%	150	13.8%	14.5%
Percentage of residents whose ability to move independently worsened ¹	12.0%	9.8%	10.8%	18.9%	12.9%	120	13.5%	15.1%

¹These measures are risk adjusted.

²This measure includes some imputed data because there are fewer than 20 resident assessments or stays across the four quarters. This value is used in calculating the QM points and used in the QM rating calculation but will not be displayed on Care Compare.

Claims-Based Long-Stay Measures	Provider 235352			Rating Points	MI	US	
	Observed Rate ³	Expected Rate ³	Risk-Adjusted Rate ³		Risk-Adjusted Rate	Observed Rate	Risk-Adjusted Rate
<i>Lower rates are better. The time period for data used in reporting is 10/1/2021 through 9/30/2022.</i>							
Number of hospitalizations per 1,000 long-stay resident days ¹	0.99	1.26	1.26	120	1.67	1.602	1.64
Number of emergency department visits per 1,000 long-stay resident days ¹	0.50	1.75	0.43	135	0.95	1.506	1.07

¹These measures are risk adjusted.

²This measure includes some imputed data because there are fewer than 20 resident assessments or stays across the four quarters. This value is used in calculating the QM points and used in the QM rating calculation but will not be displayed on Care Compare.

³The observed rate is the actual rate observed for the facility without any risk-adjustment; the expected rate is the rate that would be expected for the facility given the risk-adjustment profile of the facility; and the risk-adjusted rate is adjusted for the expected rate of the outcome and is calculated as (observed rate for facility / expected rate for facility) * US observed rate. Only the risk-adjusted rate will appear on Care Compare.

Total Long-Stay Quality Measure Score	1000
Long-Stay Quality Measure Star Rating	★★★★★

Short-Stay Quality Measures that are Included in the QM Rating

MDS Short-Stay Measures	Provider 235352					Rating Points	MI	US
	2022Q1	2022Q2	2022Q3	2022Q4	4Q avg		4Q avg	4Q avg
<i>Higher percentages are better.</i>								
Percentage of residents who made improvements in function ¹	77.2%	d<20	71.5%	66.5%	73.7%	120	78.0%	74.4%
<i>Lower percentages are better.</i>								
Percentage of residents who newly received an antipsychotic medication	0.0%	0.0%	0.0%	0.0%	0.0%	100	1.4%	1.7%
The time period for data used in reporting is 7/1/2021 through 6/30/2022.								
Percentage of SNF residents with pressure ulcers/pressure injuries that are new or worsened ¹					4.7%	40	2.7%	2.9%

Claims-Based Short-Stay Measures	Provider 235352			Rating Points	MI	US	
	Observed Rate ³	Expected Rate ³	Risk-Adjusted Rate ³		Risk-Adjusted Rate	Observed Rate	Risk-Adjusted Rate
<i>Higher percentages are better. The time period for data used in reporting is 7/1/2019-12/31/2019 and 7/1/2020-6/30/2021.</i>							
Rate of successful return to home or community from a SNF ¹	43.8%	NR	50.0%	75	54.8%	52.7%	52.7% ⁴
<i>Lower percentages are better. The time period for data used in reporting is 10/1/2021 through 9/30/2022.</i>							
Percentage of residents who were re-hospitalized after a nursing home admission ¹	20.5%	21.5%	21.5%	90	22.7%	22.6%	22.3%
Percentage of residents who had an outpatient emergency department visit ¹	5.1%	10.0%	5.6%	135	11.5%	10.8%	12.0%

¹These measures are risk adjusted.

²This measure includes some imputed data because there are fewer than 20 resident assessments or stays across the four quarters. This value is used in calculating the QM points and used in the QM rating calculation but will not be displayed on Care Compare.

³The observed rate is the actual rate observed for the facility without any risk-adjustment; the expected rate is the rate that would be expected for the facility given the risk-adjustment profile of the facility. For successful community discharge, the risk-adjusted rate is calculated as (predicted rate / expected rate) * US Observed rate and is referred to as the risk-standardized rate. For rehospitalization and emergency department visits, the risk-adjusted rate is calculated as (observed rate / expected rate) * US observed rate. Only the risk-adjusted or risk-standardized rate will appear on Care Compare.

⁴For this measure, this value is the National Benchmark, rather than the national average of the risk-adjusted rate. NR = Not Reported. The expected rate is not reported for this measure.

Unadjusted Short-Stay Quality Measure Score	560
Total Short-Stay Quality Measure Score (unadjusted short-stay QM score*1150/800) ¹	805
Short-Stay Quality Measure Star Rating	★★★★★
Total Quality Measure Score ²	1805
Overall Quality Measure Star Rating	★★★★★

¹An adjustment factor of 1150/800 is applied to the unadjusted total short-stay score to allow the long- and short-stay QMs to count equally in the total QM score.

²The total quality measure score is the sum of the total long-stay score and the total short-stay score. If a provider has only a long-stay score or only a short-stay score, then no total score is calculated and their overall QM rating is the same as the long-stay or short-stay QM rating, depending on which is available.

Quality Measures that are Not Included in the QM Rating

MDS Long-Stay Measures	Provider 235352				4Q avg	MI 4Q avg	US 4Q avg
	2022Q1	2022Q2	2022Q3	2022Q4			
<i>Higher percentages are better.</i>							
Percentage of residents assessed and appropriately given the seasonal influenza vaccine	100%	100%	100%	100%	100%	92.4%	94.7%
Percentage of residents assessed and appropriately given the pneumococcal vaccine	100%	100%	100%	100%	100%	92.4%	91.8%
<i>Lower percentages are better.</i>							
Percentage of residents who were physically restrained	0.0%	0.0%	0.0%	0.0%	0.0%	0.2%	0.1%
Percentage of low-risk residents who lose control of their bowels or bladder	72.7%	63.6%	55.0%	55.0%	61.9%	47.7%	47.4%
Percentage of residents who lose too much weight	12.7%	8.8%	7.4%	2.0%	7.8%	6.6%	6.2%
Percentage of residents who have depressive symptoms	0.0%	1.8%	0.0%	3.7%	1.4%	3.3%	8.1%
Percentage of residents who received an antianxiety or hypnotic medication	17.9%	17.5%	20.0%	23.1%	19.5%	18.9%	19.4%
MDS Short-Stay Measures							
<i>Higher percentages are better.</i>							
Percentage of residents assessed and appropriately given the seasonal influenza vaccine	98.1%	98.1%	98.1%	98.1%	98.1%	74.5%	75.1%
Percentage of residents assessed and appropriately given the pneumococcal vaccine	100%	100%	100%	98.0%	99.4%	79.7%	78.8%

Additional Notes Regarding the Quality Measure Tables

"d<20". For individual quarters for the MDS-based QMs, d<20 means the denominator for the measure (the number of eligible resident assessments) is too small to report. A four-quarter average may be displayed if there are at least 20 eligible resident assessments summed across the four quarters.

"NA". "NA" will be reported for quality measures not included in the QM Rating: 1) for which data are not available or 2) for which the total number of eligible resident assessments summed across the four quarters is less than 20.

SNF Quality Reporting Program (QRP) Measures:

Two of the short-stay QMs used in the Five-Star QM rating calculation are SNF QRP measures: "Percentage of SNF residents with pressure ulcers/pressure injuries that are new or worsened" and "Rate of successful return to home or community from a SNF." There are additional SNF QRP measures that are not included in the Five-Star ratings but are displayed on Care Compare. Information about these measures can be found on separate provider preview reports in the QIES mailbox. Please watch for communication from CMS on the availability of these reports. Additional information about the SNF QRP measures can be found in the Quality of Resident Care section on the References page of this report.

Staffing Hours per Resident Day

PBJ data for **October 1 - December 31, 2022** (submitted and accepted by the February 14, 2023 deadline) are being used to calculate the staffing levels for three months starting with the **April 2023** Care Compare website update. The table below includes the reported, case-mix and adjusted staffing levels for your facility, using the PBJ data for **October 1 - December 31, 2022**. The case-mix staffing values are based on resident acuity levels using RUG-IV data. The Five-Star Rating Technical Users' Guide contains a detailed explanation of the staffing rating and the case-mix adjustment methodology. The table also shows the weekend staffing levels (total nurse and RN) for your facility. Below the table is the average resident census for your facility.

Staffing Levels for October 1 - December 31, 2022 for Provider Number 235352				
	Reported Hours per Resident per Day (HRD)	Reported Hours per Resident per Day (HRD) (Decimal)	Case-Mix HRD	Case-Mix Adjusted HRD
All days				
Total nurse (RN, LPN, LVN, and Nurse Aide) hours	4 hours and 58 minutes	4.971	3.091	5.081
RN hours	1 hour and 10 minutes	1.174	0.298	1.523
LPN/LVN hours	33 minutes	0.542	0.685	0.583
Nurse aide hours	3 hours and 15 minutes	3.256	2.108	3.145
Physical therapist ¹ hours	3 minutes			
Weekend (Saturday and Sunday)				
Total nurse (RN, LPN, LVN, and Nurse Aide) hours	4 hours and 4 minutes	4.072	3.091	4.162
RN hours	47 minutes	0.780		

¹Physical therapist hours are not included in the staffing rating calculation.

The average number of residents for your facility (based on MDS census) for October 1 - December 31, 2022 is 64.2.

Availability of Reported Staffing Data

Some providers will see 'Not Available' for the reported hours per resident per day in the table above and a staffing rating may not be displayed for these facilities. There are several reasons this could occur:

1. No MDS census data were available for the facility.
2. No on-time PBJ staffing data were submitted for the facility.
4. No nursing hours were reported (0 HRD).
5. Total reported nurse staffing was excessively high (>12.0 HRD).
6. Total reported nurse aide staffing was excessively high (>5.25 HRD).
7. A CMS audit identified significant discrepancies between the hours reported and the hours verified, or the nursing home failed to respond to an audit request.
14. No nursing hours were reported on weekends (0 HRD).
15. Total reported nurse staffing on weekends was excessively high (>12.0 HRD).
16. The total reported nurse aide staffing on weekends was excessively high (>5.25 HRD).
18. Other reason.

Scoring Exceptions for the Staffing Rating

The following criteria have been added to the usual scoring rules for assigning the staffing rating.

1. Providers that fail to submit any staffing data by the required deadline will receive a one-star staffing for the quarter.
2. Providers that submit staffing data indicating that there were four or more days in the quarter with no RN staffing hours (job codes 5-7) on days when there were one or more residents in the facility, regardless of reported staffing levels, will receive a one-star staffing rating for the quarter.
3. CMS conducts audits of nursing homes to verify the data submitted and to ensure accuracy. Facilities for which the audit identifies significant discrepancies between the hours reported and the hours verified or those who fail to respond to an audit request will receive a one-star staffing rating.

Staffing Turnover

PBJ data from July 1, 2021 to December 31, 2022 are used to calculate annual nursing staff and RN turnover measures and to report the number of administrator turnovers among eligible administrators in the 12-month reporting period between October 1, 2021 to September 30, 2022. PBJ does not collect information on employee termination dates; instead a turnover is identified based on gaps in days worked. The turnover measures include employees and agency staff that have worked at least 120 hours at your facility in the 90-day period starting from the first observed workday between July 1, 2021 to March 31, 2022. Individuals no longer associated with a nursing home are defined as eligible employees who have a period of 60 or more days during which they do not work at all. The data listed below report the nursing, RN, and administrator turnover measures for your facility October 1, 2021 to September 30, 2022. (Note that data from 2021Q3 - 2022Q1 are used to identify individuals who are eligible for the turnover measure, while data from 2022Q4 are used to identify individuals who had a 60-day or more gap in days worked that started within the last 60 days of 2022Q3.)

These turnover measures will be posted on Nursing Home Care Compare starting with the **April 2023** update. The turnover measures are updated quarterly using a rolling 12-month period. Detailed information on how turnover is calculated is available in the Technical Users' Guide. Find the link on the References Page of this report.

	Turnover Rate	Number of Eligible Staff ¹	Number of Eligible Staff Identified as Turned over	Displayed on Care Compare ²
Nursing staff turnover	44.4%	81	36	Yes
RN turnover	41.2%	17	7	Yes
Administrator turnover		2	1	Yes

N.A. = Not Available. N.A. in the table above indicates that the value could not be calculated based on the data submitted.

¹*The number of eligible staff is based on a count of the number of eligible 'employment spells.' For more details on the methodology used to calculate nursing staff turnover, please see the measure specifications, available at the location listed in the references below.*

²*Some providers will see "Not Available" on the Care Compare website for one or more turnover measures if there is a "No" along with a code listed in this column of the table.*

Availability of Turnover Data

Some providers will see 'Not Available' for one or more of the turnover measures in the table above or on Care Compare. There are several reasons this could occur:

Nursing Staff and RN Turnover Exclusion Codes

1. No data or invalid PBJ nursing data submitted for one of more quarters between July 1, 2021 to December 31, 2022. See the table below for the quarters with missing or invalid PBJ data.
2. Fewer than 5 eligible nurse (or RN) employees or agency staff.
3. 100% nurse (or RN) turnover on a single day. If you see this code in the table above, up to two dates on which it appears your nursing home had 100% turnover on a single day are listed below. In this case, you may need to submit data to link employee identifiers. See additional information in the Important News section and on the References page of this report.
18. Other reason.

Days with 100% turnover for all nursing staff

No Dates with 100% nurse turnover

Availability of Turnover Data (continued)

Administrator Turnover Exclusion Codes

1. No data or invalid PBJ nursing data submitted for one or more quarters between July 1, 2021 to December 31, 2022. See the table below for the quarters with missing or invalid PBJ data.
2. No administrator hours were submitted for one or more quarters between July 1, 2021 to December 31, 2022. See the table below for the quarters with no administrator hours.
3. No eligible administrator employees or agency staff.
4. Too many administrators: there are 12 or more days between July 1, 2021 to March 31, 2022 with five or more different people reported under job code 1 (administrator) on the same day.
18. Other reason

Your facility's submission of valid PBJ nursing data and administrator hours for quarters used by turnover measures						
	2021Q3	2021Q4	2022Q1	2022Q2	2022Q3	2022Q4
Valid PBJ data submitted	Yes	Yes	Yes	Yes	Yes	Yes
Administrator hours submitted	Yes	Yes	Yes	Yes	Yes	Yes

Note that in rare cases, turnover data may be reported on Care Compare even if one or more of the indicators of valid PBJ data in the table above is "No". This may occur if the data were later verified by a CMS audit.

Staffing Measures that are Used in the Staffing Rating

The table below shows the six specific staffing measures that are used to calculate the staffing rating, along with the measure values and the points assigned for each measure for your facility as well as the maximum number of points possible for each measure. The raw point total is the sum of the points for the individual measures. If any of the six measures are not available, then the total score is rescaled so the maximum possible score for your facility is still 380 points. The rescaled score is used to assign the staffing rating; however, in most cases no rating will be assigned if adjusted total nurse staffing is not available. Please see the Technical Users' Guide for additional details including the cut point tables for each of the measures and for the total rescaled score.

Staffing Measure	Data for Provider 235352		Maximum Possible Points
	Measure Value	Points	
Adjusted Total nurse staffing (7 day)	5.081	100	100
Adjusted RN staffing (7 day)	1.523	100	100
Adjusted Total nurse staffing (weekends)	4.162	45	50
Total nursing turnover (%)	44.444	40	50
RN turnover (%)	41.176	35	50
Number of administrator departures	1	25	30
Raw point total		345	
Total points after rescaling (if any)		345	380
Staffing rating	★★★★★		

N.A. = 'Not Available'. Points for individual measures may show as N.A. if the measure value is Not Available. Point values will show as N.A. for all measures for special focus facilities, providers that are too new for a valid rating to be calculated, providers for which nurse staffing levels are not available, and providers that have had their staffing rating reduced to one star (see availability of reported staffing and scoring exceptions above).

References

Technical Details on the Five-Star Quality Rating System

The Five-Star Quality Rating System Technical Users' Guide includes detailed methodology for all domains of the rating system and can be found at:

<https://www.cms.gov/medicare/quality/rating-system/quality-rating-system-technical-users-guide>

Provider Data Catalog

All of the data posted on the Care Compare website as well as additional details on some domains and measures are available for download on the Provider Data Catalog at:

<https://data.cms.gov/provider-data/>

Staffing

Information about staffing data submission is available on the CMS website at:

<https://www.cms.gov/medicare/quality/rating-system/quality-rating-system-technical-users-guide/quality-rating-system-technical-users-guide-2022>

For additional assistance with or questions related to the PBJ registration process, please contact the QIES Help Desk at 888-477-7876 or via email at iQIES@cms.hhs.gov.

CMS Memorandum QSO-22-08-NH regarding weekend staffing, staff turnover, and information about linking employee identifiers can be found at:

<https://www.cms.gov/provider/Document/22-08-NH>

Instructions and templates for linking employee identifiers can be found in the PBJ Provider User's Guide at:

<https://pajp.cms.gov/providers/assistance/submitting-employee-identifiers/provider-user-guide>

Detailed Employee level staffing data can be found at:

<https://data.cms.gov/quality/rating-system/quality-rating-system-technical-users-guide>

Quality of Resident Care

Detailed specifications (including risk-adjustment) for the MDS-based QMs, claims-based QMs and SNF QRP measures can be found under "MDS_QM_Users_Manual_V15_Effective_01-01-2022" in the downloads section at:

<https://www.cms.gov/medicare/quality/rating-system/quality-rating-system-technical-users-guide/quality-rating-system-technical-users-guide-2022>

SNF QRP COVID-19 Public Reporting Tip Sheet can be found at:

<https://www.cms.gov/medicare/quality/rating-system/quality-rating-system-technical-users-guide/quality-rating-system-technical-users-guide-2022>

SNF Quality Reporting Training page can be found at:

<https://www.cms.gov/medicare/quality/rating-system/quality-rating-system-technical-users-guide/quality-rating-system-technical-users-guide-2022>

FY 2022 SNF Final Rule can be found at:

<https://www.cms.gov/medicare/quality/rating-system/quality-rating-system-technical-users-guide/quality-rating-system-technical-users-guide-2022>

CMS Skilled Nursing Facility Center website can be found at:

<https://www.cms.gov/medicare/quality/rating-system/quality-rating-system-technical-users-guide/quality-rating-system-technical-users-guide-2022>

Additional information about Public Reporting of the SNF QRP Quality Measures can be found at:

<https://www.cms.gov/medicare/quality/rating-system/quality-rating-system-technical-users-guide/quality-rating-system-technical-users-guide-2022>

For questions about the SNF QRP measures please contact:

SNFQRP@cms.hhs.gov

PBJ Deadlines

Submission Deadline	PBJ Reporting Period	Posted on Care Compare and used for Staffing Ratings
February 14, 2023	October 1, 2022 - December 31, 2022	April 2023 - June 2023
May 15, 2023	January 1, 2023 - March 31, 2023	July 2023 - September 2023
August 14, 2023	April 1, 2023 - June 30, 2023	October 2023 - December 2023
November 14, 2023	July 1, 2023 - September 30, 2023	January 2024 - March 2024